

**TOYOTA
INDUSTRIAL
VEHICLE**

PARTS CATALOG

02-3FGC30

02-FGC28

No.G107-2

**TOYOTA MOTOR CORPORATION
TOYODA AUTOMATIC LOOM WORKS, LTD.**

TOYOTA

FORKLIFT TRUCK

PARTS CATALOG

MODEL	FGC	
FRAME NO.	3 FGC 30	
ENGINE NO.	5 P	
LIFTING HEIGHT	mm	

DESCRIPTION

	LPG Convertible Type
	LPG Exclusive Type
	Catalytic Muffler
	Cyclone Air Cleaner Single Element

	Cyclone Air Cleaner Dual Element
	UL-approved Model Type G
	UL-approved Model Type GS
	Oil Clutch
	Fully Oil Charged Lift Cylinder

TOYOTA MOTOR CORPORATION
TOYODA AUTOMATIC LOOM WORKS, LTD.

QUICK REFERENCE INDEX

INTRODUCTION	
ENGINE	
FUEL SYSTEM	
CHASSIS	
BODY	
ELECTRICAL SYSTEM	
MAST	
HYDRAULIC SYSTEM	

G107-1 5P MTM
G107-2 5P ATM

GENERAL INFORMATION

This parts catalog has been prepared for the customers of Toyota Industrial Vehicles and this shows only the part name codes instead of parts numbers.

When ordering parts from your local Toyota dealer, please specify the complete model number of the truck, the engine number or frame number. Also it is essential that you specify the part name codes described in the pages of illustrations and text.

The complete model number and frame number are shown in the front page of this catalog. All the columns in this quick reference index are supposed to be filled out by both the factory and your local dealer.

For the industrial vehicle with optional equipment, which is described in the lower part of the DESCRIPTION, it is imperative for you to specify optional equipment when ordering parts.

Your Toyota dealer has always been furnished with enough information to decode the correct part numbers based on your information of model number, engine number or frame number as well as part name code.

INFORMATIONS D'ORDRE GENERAL

Ce catalogue de pièces a été préparé pour les propriétaires de Véhicules Industriels Toyota. On n'y trouvera que les codes de désignation de pièces au lieu des numéros de pièces.

Pour la commande de pièces auprès de votre concessionnaire Toyota, prière de spécifier le numéro de modèle complet de l'engin, le numéro du moteur ou le numéro du châssis. Il est aussi nécessaire de spécifier les codes de désignation de pièces comme ils sont décrits dans les pages d'illustrations et dans le texte.

Le numéro de modèle complet et le numéro de châssis sont indiqués en première page de ce catalogue. Toutes les colonnes de l'index de référence rapide devraient être remplies par l'usine et par votre concessionnaire.

Pour le véhicule industriel avec équipement optionnel, décrit en bas de page sous la rubrique "DESCRIPTION", il convient de bien spécifier qu'il s'agit de cet équipement lors de commande de pièces.

Votre concessionnaire Toyota est toujours suffisamment informé pour décoder les numéros de pièces sur la base de votre information du numéro de modèle, du numéro de moteur ou de châssis, et des codes de désignation de pièces.

INFORMACION GENERAL

Este catálogo de piezas ha sido preparado para los clientes de vehículos industriales de TOYOTA, e incluye tan sólo los códigos de nombre de pieza en lugar de los números de pieza.

Cuando solicite piezas a su distribuidor local de TOYOTA especifique por favor el número de modelo completo del vehículo, el número de motor o el número de bastidor. Asimismo, es esencial que Vd. especifique los códigos de nombre de pieza descritos en las páginas de ilustraciones y de texto.

El número completo de modelo y el número de bastidor se indican en la portada de este catálogo. Se supone que todas las columnas de este índice de referencia se han rellenado, tanto por parte de la fábrica como por parte de su distribuidor local.

En lo que concierne a los vehículos industriales con equipos opcionales, que se describen en la parte baja de la DESCRIPCION, es absolutamente necesario que especifique equipos opcionales cuando solicite piezas de repuesto.

Su distribuidor local de TOYOTA posee la información necesaria para descifrar los números correctos de cada pieza a base de su información de número de modelo, número de motor o número de bastidor, así como el código de nombre de la pieza.

ALLGEMEINE INFORMATION

Dieser Teilekatalog wurde für die Benutzer von Toyota Industriefahrzeugen zusammengestellt und zeigt anstelle von Teilenummern nur die Teilennamen-Kodes.

Geben Sie bei Teilebestellungen von Ihrem Toyota-Händler am Platz bitte die vollständige Modellnummer des Fahrzeugs, die Motornummer oder Fahrgestellnummer an. Es ist auch erforderlich, daß Sie die in den Illustrationen und im Text beschriebenen Teilennamen-Kodes angeben.

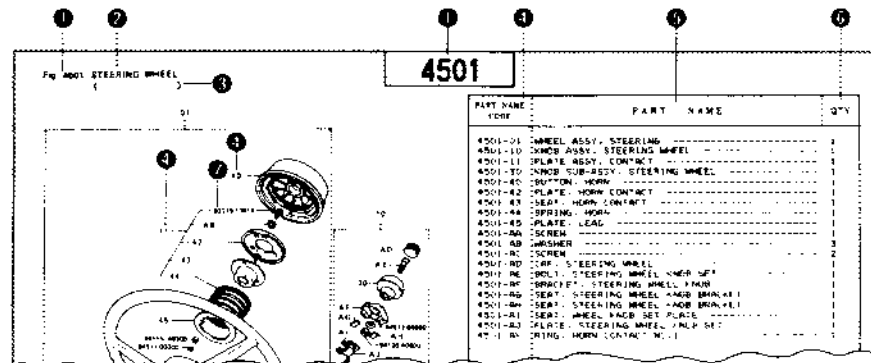
Die vollständige Modellnummer und Fahrgestellnummer finden Sie auf der Vorderseite dieses Katalogs. Alle Spalten in dieser Bezugsabelle sollen sowohl vom Werk als von Ihrem Händler am Platz ausgefüllt werden.

Für Industriefahrzeuge mit Sonderausüstung, welche im unteren Teil der BESCHREIBUNG erläutert ist, müssen Sie bei der Bestellung von Teilen unbedingt diesbezügliche Angaben machen.

Ihr Toyota-Händler verfügt stets über genügend Information, um die richtigen Teilenummern zu entschlüsseln, basiert auf ihren Angaben zu Modellnummer, Motornummer oder Fahrgestellnummer und den Teilennamen-Kodes.

ILLUSTRATION AND PART NAME CODE TEXT PAGE COMPOSITION

Essentially, one (1) page will present both the illustration and part name code. However, when the space for text page is not enough the next page will be used in succession.



COMPOSICION DE LAS PAGINAS DE ILUSTRACIONES Y DE TEXTO DE CODIGOS DE NOMBRE DE PIEZAS

Básicamente, una (1) página incluirá tanto la ilustración como el código de nombre de la pieza.

No obstante, si el espacio no fuese suficiente, se utilizará la página siguiente.

- Figure number**
This parts catalog has been prepared according to the figure numbers.
- Figure title**
A representative part name which is the major assembly part name is shown as the figure title of the illustration.
- Sub title**
The optional name or special specification of each illustration are indicated.
- Part name code**
This is a combination of figure number and codes of illustrations pertaining to each part. This is a key for your Toyota Dealer to find the correct part numbers.
- Part name**
As a rule, the part name is indicated for each of the part name codes.
- QTY (Quantity)**
The quantity column indicates the utilized pieces of part name code unit. When the utilized quantity changes according to each of the vehicles, maximum is indicated. When the utilized quantity of the parts differs or is more than 100 pieces, quantity 99 is indicated.
- Standard parts numbers**
The standard parts such as the bolts, nuts, washer, etc. are described with parts numbers. When ordering these parts, specify parts numbers.

- Número de figura**
Este catálogo de piezas se ha preparado de acuerdo con los números de las figuras.
- Título de las figuras**
Como título de las figuras de la página de ilustraciones, se incluye un nombre que sea representativo del nombre del mayor conjunto.
- Subtítulo**
Se indican el nombre opcional o las especificaciones especiales de cada ilustración.
- Código de nombre de pieza**
Se trata de una combinación de número de figura y de código de las ilustraciones correspondientes a cada pieza. Esta es la clave para que su distribuidor local de TOYOTA pueda encontrar el número de pieza correcto.
- Nombre de la pieza**
Como norma, se indica el nombre de cada uno de los códigos de nombre de pieza.
- QTY (Cantidad)**
La columna de cantidad indica el número de piezas utilizadas de cada unidad de código de nombre de pieza. Cuando la cantidad utilizada es intercambiable entre cada uno de los vehículos, se indica el máximo. Cuando la cantidad de piezas utilizadas pueda diferir o ser superior a 100, se indica como cantidad 99.
- Números de piezas normalizadas**
Las piezas corrientes, tales como pernos, tuercas, arandelas etc., se describen con número de pieza. Cuando solicite tales piezas, indique su número de pieza.

ILLUSTRATION ET COMPOSITION DU DE TEXTE DE CODE DE DESIGNATION DE PIECE

Line (1) page contiendra essentiellement une illustration et ses codes de désignation de pièce. Toutefois, lorsque l'espace réservé au texte est insuffisant, la continuation se trouvera sur la page suivante.

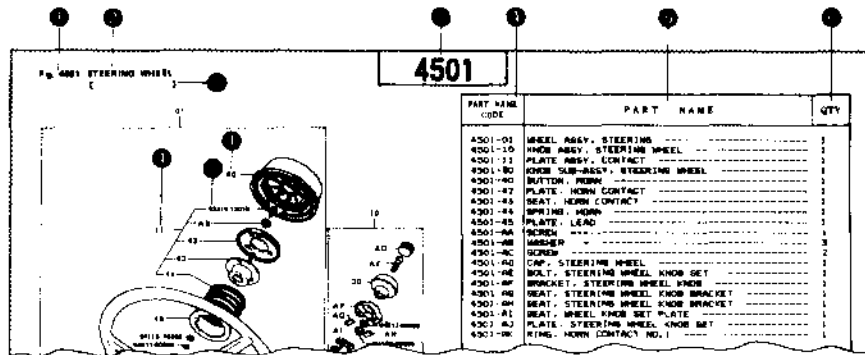


ABBILDUNG UND TEXTSEITENAUFBAU FÜR TEILENAMEN-KODE

Grundsätzlich finden Sie auf einer (1) Seite sowohl die Abbildung als auch den Teilnamen-Kode. Wann für den Text jedoch nicht genügend Platz vorhanden ist, wird er auf der nächsten Seite fortgesetzt.

- Numéro de figure
Ce catalogue de pièces a été préparé en fonction des numéros de figures.
- Titre de figure
Une désignation de pièce représentative, celle d'une pièce d'un ensemble important, est indiquée comme titre de figure de l'illustration.
- Sous-titre
La désignation optionnelle ou les spécifications spéciales de chaque illustration sont indiquées.
- Code de désignation de pièce
Obtenu en combinant le numéro de figure et les codes des illustrations inhérents à chaque pièce. Ce code permettra à votre concessionnaire Toyota de trouver les numéros de pièces corrects.
- Désignation de pièce
La désignation de la pièce est indiquée pour chacun des codes de désignation de pièce.
- Q'ty (quantité)
La colonne quantité indique les pièces utilisées de l'unité de code de désignation de pièce. La quantité maximum est indiquée quand la quantité utilisée diffère pour chacun des véhicules. Quand la quantité de pièces utilisées diffère ou lorsqu'elle dépasse 100 pièces, la quantité 99 est indiquée.
- Numéros de pièces standard
Les pièces standard comme les boulons, les écrous, les rondelles, etc. sont décrits dans les numéros de pièces. Pour commander ces pièces, prière de spécifier les numéros de pièces.

- Abbildungsnummer
Dieser Teilekatalog wurde nach Abbildungsnummern zusammengestellt.
- Abbildungstitel
Ein stellvertretender Teilname, welcher zugleich die Bezeichnung für die Hauptbaugruppe ist, wird als Abbildungstitel der Illustration angegeben.
- Untertitel
Ein zusätzlicher Name oder eine besondere Kennzeichnung werden für jede Illustration angegeben.
- Teilennamen-Kode
Dies ist eine Kombination von ziffern und Abbildungskodes, die jedes Teil betreffen. Es ist ein Schlüssel für Ihren Toyota-Händler, um die richtigen Teilenummern zu finden.
- Teilename
Grundsätzlich wird der Teilename für alle Teilennamen-Kodes angegeben.
- QTY (Menge)
Die Mengenspalte gibt die benutzte Stückzahl von Teilennamen-Kode-Einheiten an.
Wenn die benutzte Stückzahl je nach Fahrzeug verschieden ist, wird die Höchstmenge angegeben.
Wenn die benutzte Menge 100 Stück überschreiten kann, wird als Menge 99 angegeben.
- Standardteile-Nummern
Die Standardteile, wie Schrauben, Muttern, Unterlegscheiben usw., sind in den Teilenummern beschrieben. Geben Sie bei Bestellung dieser Teile die Teilenummern an.

DATA PLATE & SERIAL NUMBERS

For retrieving correct part numbers, it's indispensable to know the truck model, as well as frame number (or engine number).
Customers can obtain said information in the data plate on the truck or in this user parts catalog.

PLAQUE DE DONNEES TECHNIQUES & NUMEROS DE SERIE

Pour relever correctement le numéro des pièces, il est indispensable de connaître le modèle de l'engin, ainsi que le numéro du châssis (ou du moteur).
Les propriétaires peuvent trouver ladite information sur la plaque de données techniques de l'engin ou dans le présent ouvrage.


PLACA DE DATOS Y NUMEROS DE SERIE

Para obtener los números de pieza correctos, es indispensable conocer el modelo del vehículo, así como el número del bastidor (o del motor).
Los clientes pueden obtener dicha información por la placa de datos del vehículo o este catálogo de piezas para el usuario.


DATENPLATTE & SERIENNUMMERN

Um die richtige Teilenummer zu ermitteln, müssen unbedingt das Fahrzeugmodell sowie die Fahrgestellnummer (oder die Motornummer) bekannt sein.
Kunden können diese Angaben von der Datenplatte am Fahrzeug oder in diesem Teilekatalog für Benutzer entnehmen.

Data plate
Placa de datos
Plaque de données techniques
Datenplatte

	TOYOTA LIFT TRUCK
MODEL _____	
CODE NO. OF SPECIAL MODEL MODEL OF ATTACHMENT _____	
FRAME NO _____	
LIFTING HEIGHT _____	
CAPACITY _____	
WEIGHT _____	
PROD. YEAR _____	
TOYODA AUTOMATIC LOOM WORKS, LTD. KARIYA, JAPAN	

Data plate
Placa de datos
Plaque de données techniques
Datenplatte



Engine Number
(Top of the cylinder head)
Número de motor
(Parte superior de la culata)

Numéro de moteur
(sur la culasse)
Motornummer
(Oben am Zylinderkopf)

Frame Number
(Top of the frame)
Número de bastidor
(Parte superior del bastidor)

Numéro de châssis
(Haut du châssis)
Fahrgestellnummer
(Oben am Fahrgestell)

FIG. INDEX

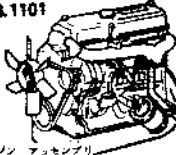

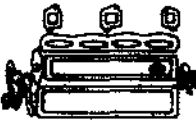
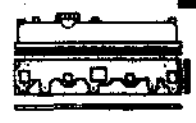
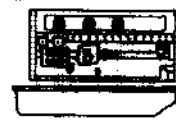


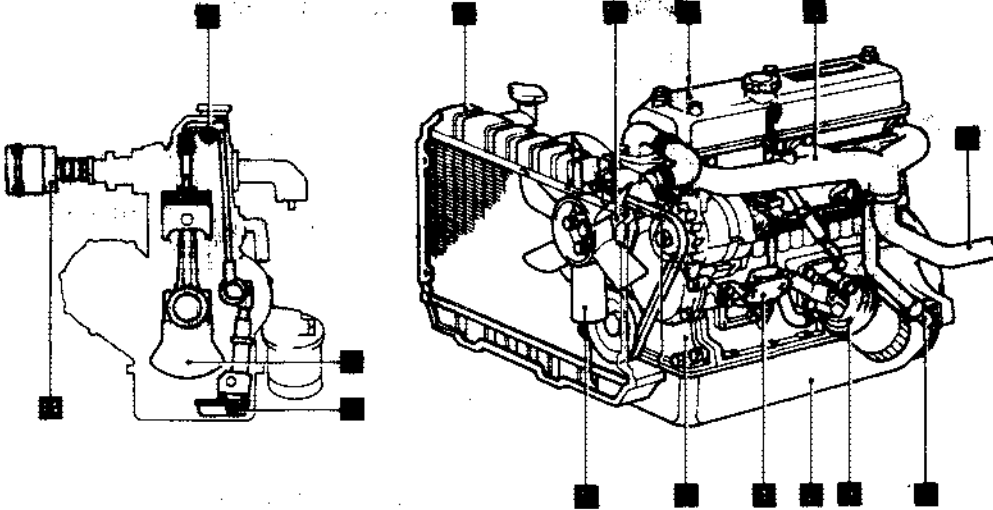


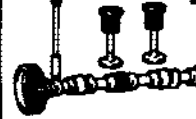


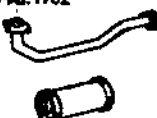




<p>FIG. 1101</p>  <p>エンジン アセンブリ Engine Assembly</p>	<p>FIG. 1101</p>  <p>ショート ブロック アセンブリ Short Block Assembly</p>	<p>FIG. 1101</p>  <p>オーバーホール ガasket キット Overhaul Gasket kit</p>	<p>FIG. 1104</p>  <p>シリンダー ヘッド Cylinder Head</p>	<p>FIG. 1105</p>  <p>シリンダー ブロック Cylinder Block</p>	<p>FIG. 1108</p>  <p>ギア カバー と エンド プレート Gear Cover & End Plate</p>	<p>FIG. 1107</p>  <p>マウンティング Mounting</p>
<p>エンジン グループ ENGINE GROUP (1/2)</p> 						<p>FIG. 1201</p>  <p>ベンチレーション ホース Ventilation Hose</p>
						<p>FIG. 1301</p>  <p>クランク シャフト と ピストン Crankshaft & Piston</p>
						<p>FIG. 1302</p>  <p>クランク シャフト と バルブ Crankshaft & Valve</p>
						<p>FIG. 1501</p>  <p>オイル ポンプ Oil Pump</p>
<p>FIG. 1703</p>  <p>エア クリーナー Air Cleaner</p>	<p>FIG. 1702</p>  <p>エキゾースト パイプ Exhaust Pipe</p>	<p>FIG. 1701</p>  <p>マニホールド Manifold</p>	<p>FIG. 1803</p>  <p>ラジエーター と ファン Radiator & Fan</p>	<p>FIG. 1801</p>  <p>ウォーター ポンプ Water Pump</p>	<p>FIG. 1502</p>  <p>オイル フィルター Oil Filter</p>	

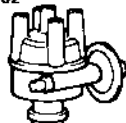
FIG. INDEX

FIG.1901




イグニッション コイル ケーブル
Ignition Coil & Cord

FIG.1902



ディストリビューター
Distributor

FIG.1903



オルタネーター
Alternator

FIG.1904



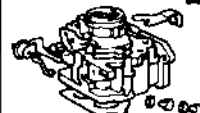
スターター
Starter

FIG.2101



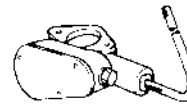
燃料パイプ
Fuel Pipe

FIG.2103



キャブレター
Carburetor

FIG.2105



エア governor
Air Governor

エンジン、燃料グループ (2/2)

ENGINE, FUEL GROUP (2/2)

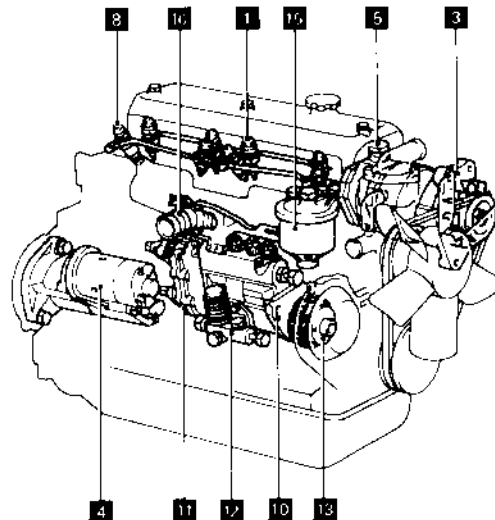
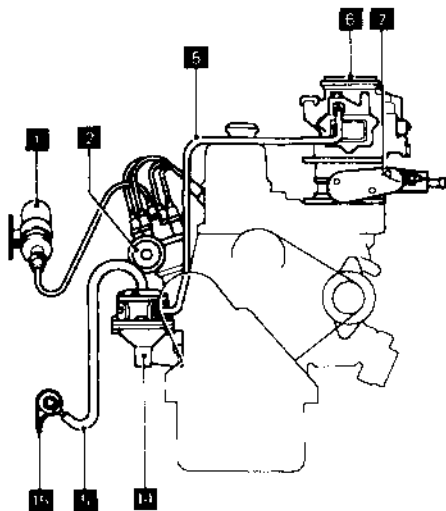


FIG.2106




機械 governor
Mechanical Governor

FIG.2201



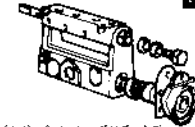
インジェクション ノズル
Injection Nozzle

FIG.2202



インジェクション ポンプ アセンブリ
Injection Pump Assembly

FIG.2203



インジェクション ポンプ ボディ
Injection Pump Body

FIG.2606



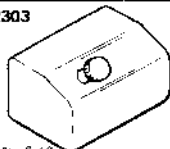
ベンチュリ
Venturi

FIG.2801



アクセルリンク
Accelerator Link

FIG.2303



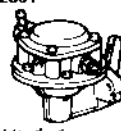
燃料タンク
Fuel Tank

FIG.2302



燃料フィルター
Fuel Filter

FIG.2301



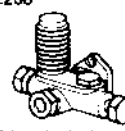
燃料ポンプ
Fuel Pump

FIG.2207



自動タイマー
Automatic Timer

FIG.2206



燃料供給ポンプ
Fuel Feed Pump

FIG.2204



空気 governor
Pneumatic Governor

0000-008

FIG. INDEX

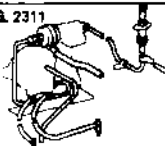
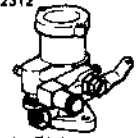
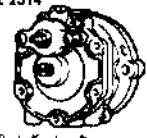
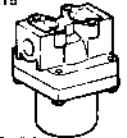
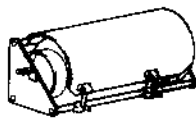
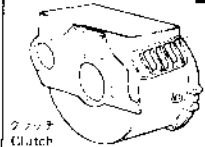
<p>FIG. 2311</p>  <p>LPG フューエルパイプ LPG Fuel Pipe</p>	<p>FIG. 2312</p>  <p>LPG キャブレタ LPG Carburetor</p>	<p>FIG. 2314</p>  <p>LPG レギュレータ LPG Regulator</p>	<p>FIG. 2315</p>  <p>LPG フィルタ LPG Filter</p>	<p>FIG. 2318</p>  <p>LPG コンテナ LPG Container</p>		
<p>LPG グループ LPG GROUP</p>						



FIG. INDEX

FIG. 3101 (MTM)

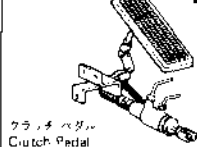
1



クラッチ
Clutch

FIG. 3102 (MTM)

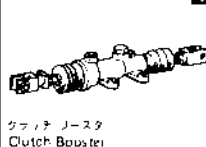
2



クラッチペダル
Clutch Pedal

FIG. 3105

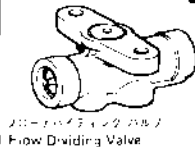
3



クラッチブースター
Clutch Booster

FIG. 3106

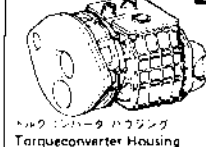
4



フローダイディングバルブ
Flow Dividing Valve

FIG. 3201 (ATM)

5



トルクコンバータハウジング
Torqueconverter Housing

FIG. 3201 (ATM)

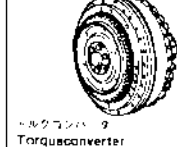
6



トルクコンバータオーバーホールキット
Overhaul Kit

FIG. 3202 (ATM)

7



トルクコンバータ
Torqueconverter

シャシグループ CHASSIS GROUP (1/2)

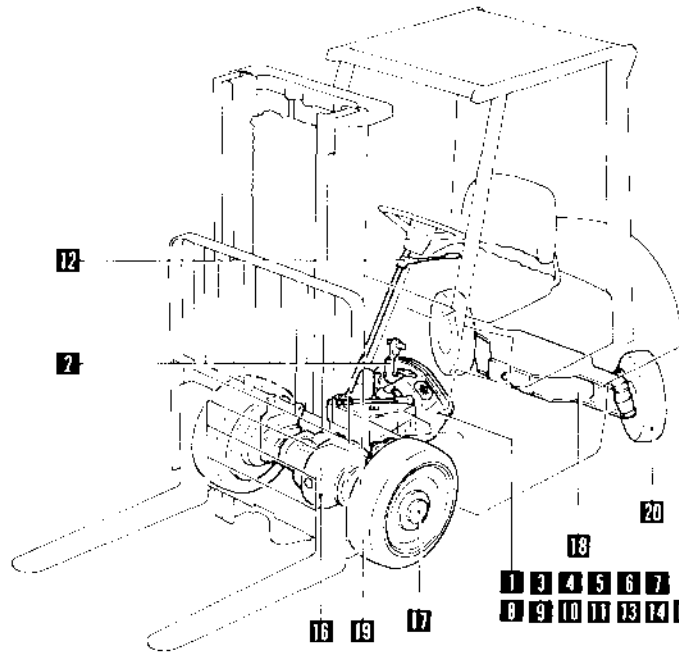
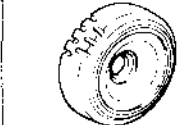


FIG. 4407

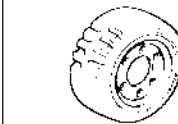
20



リアホイール & タイヤ
Rear Wheel & Tire

FIG. 4406

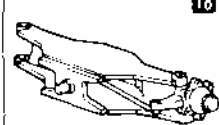
19



フロントホイール & タイヤ
Front Wheel & Tire

FIG. 4301

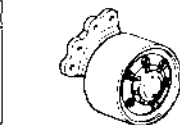
18



リアアキス
Rear Axle

FIG. 4201


17



フロントアクセルシャフト
Front Axle Shaft

FIG. 4101


16



ディファレンシャル
Differential

FIG. 3303 (MTM)

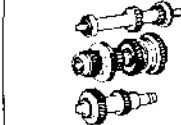
15



ギアシフトフォーク
Gear Shift Fork

FIG. 3302 (MTM)

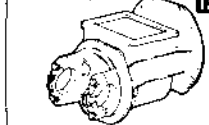
14



トランスミッションギア
Transmission Gear

FIG. 3301 (MTM)

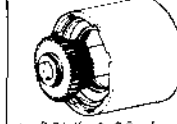
13



トランスミッションケース
Transmission Case

FIG. 3203 (ATM)

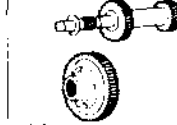
8



トルクコンバータクラッチ
Torqueconverter Clutch

FIG. 3204 (ATM)

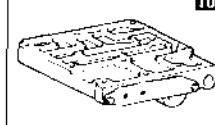
9



トルクコンバータギア
Torqueconverter Gear

FIG. 3206 (ATM)

10



コントロールバルブ
Control Valve

FIG. 3213 (ATM)

11



トルクコンバータパイピング
Torqueconverter Piping

FIG. 3214 (ATM)

12



コントロールシャフト
Control Shaft

FIG. INDEX

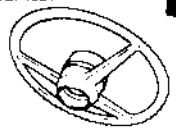


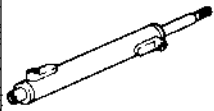



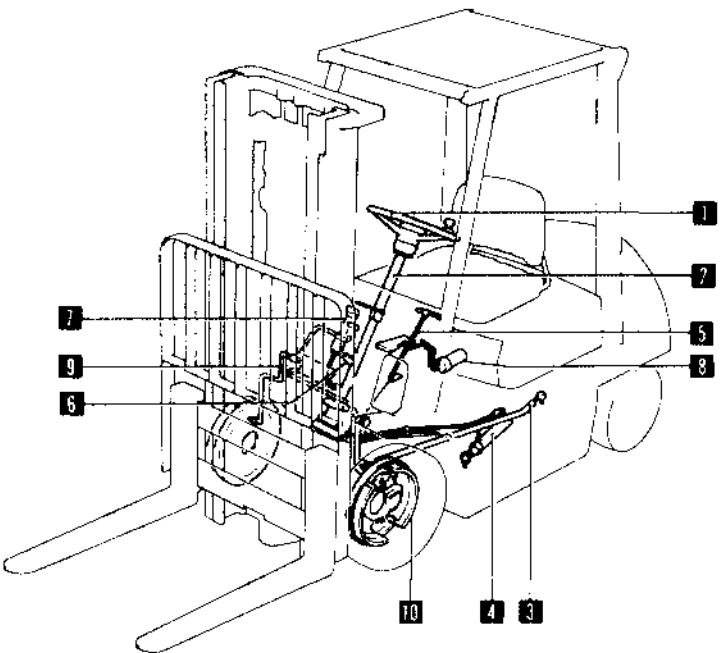



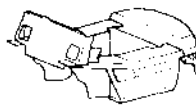






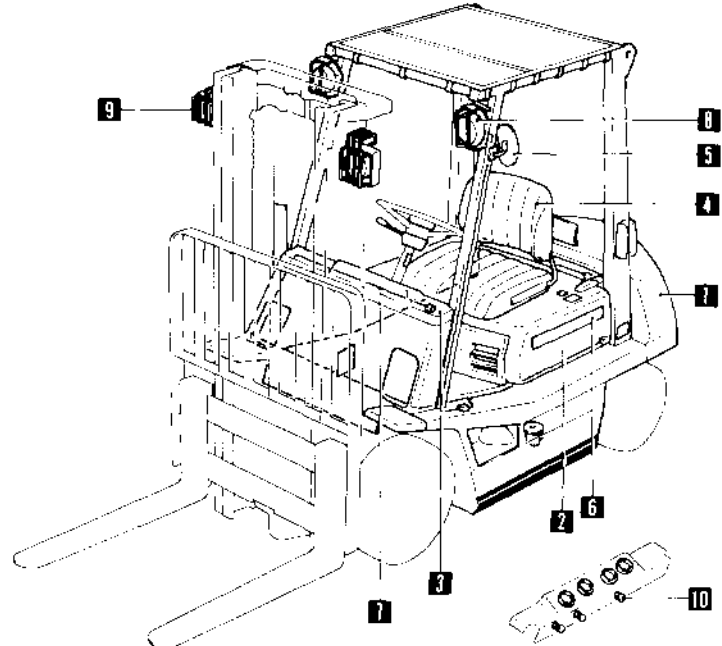




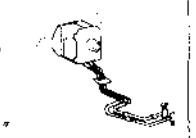
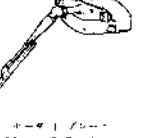
<p>FIG. 4501</p>  <p>ステアリングホイール Steering Wheel</p>	<p>FIG. 4502</p>  <p>ステアリングポスト Steering Post</p>	<p>FIG. 4507</p>  <p>ドラッグリンクとパイピング Drag Link & Piping</p>	<p>FIG. 4508</p>  <p>パワーシリンダ Power Cylinder</p>	<p>FIG. 4601</p>  <p>パーキングブレーキ Parking Brake</p>	<p>FIG. 4701</p>  <p>ブレーキペダル Brake Pedal</p>	<p>FIG. 4704</p>  <p>ブレーキバルブ Brake Valve</p>
<p>シャシ グループ CHASSIS GROUP (2/2)</p> 						<p>FIG. 4706</p>  <p>ブレーキ蓄圧器 Brake Accumulator</p>
						<p>FIG. 4714</p>  <p>ブレーキパイプ Brake Pipe</p>
						<p>FIG. 4716</p>  <p>ブレーキ Brake</p>

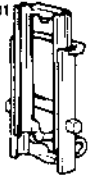


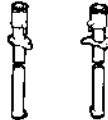

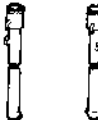
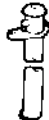
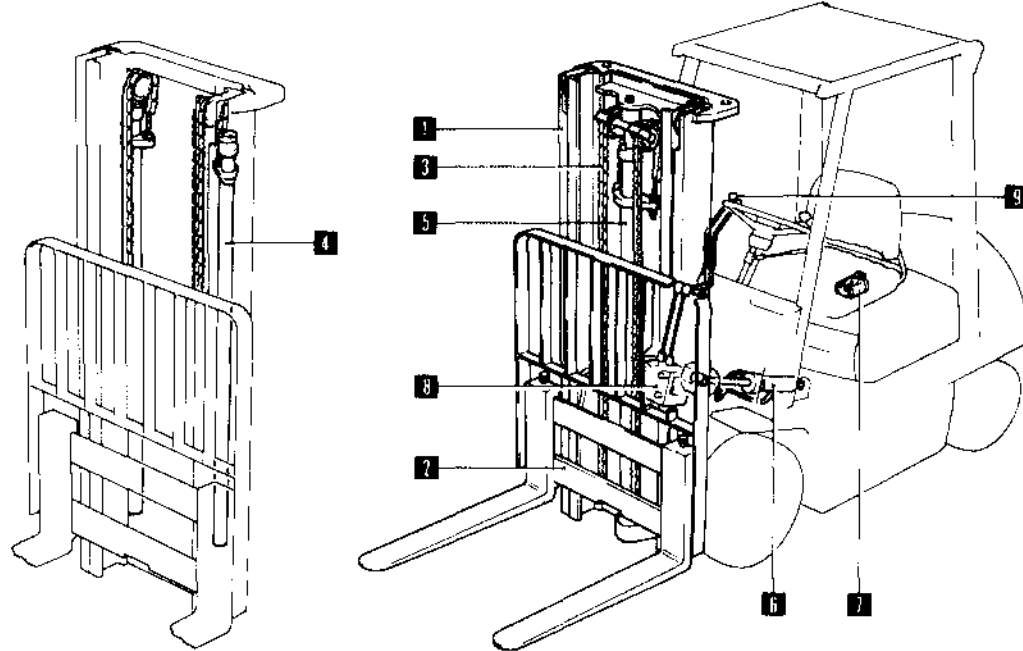

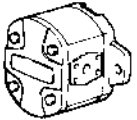

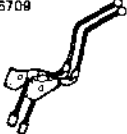


FIG. INDEX

<p>FIG. 5101</p> <p>1</p>  <p>Frame & Weight</p>	<p>FIG. 5201</p> <p>2</p>  <p>Hood</p>	<p>FIG. 5301</p> <p>3</p>  <p>Instrument Panel</p>	<p>FIG. 5308</p> <p>4</p>  <p>Driver Seat</p>	<p>FIG. 5401</p> <p>5</p>  <p>Head Guard & Accessory</p>	<p>FIG. 5405</p> <p>6</p>  <p>Indicator Plate</p>	<p>FIG. 5502</p> <p>7</p>  <p>Front Glass</p>
<p>GROUPING</p> <p>BODY, ELECTRICAL GROUP</p> 						
						<p>FIG. 5601</p> <p>7</p>  <p>Wiring</p>
						<p>FIG. 5611</p> <p>8</p>  <p>Lamp</p>
						<p>FIG. 5612</p> <p>9</p>  <p>Lamp Bracket</p>
						<p>FIG. 5701</p> <p>10</p>  <p>Meter & Switch</p>
					<p>FIG. 5802</p> <p>11</p>  <p>Wiper Motor & Blade</p>	<p>FIG. 5801</p> <p>12</p>  <p>Wiper Motor & Blade</p>



0000013

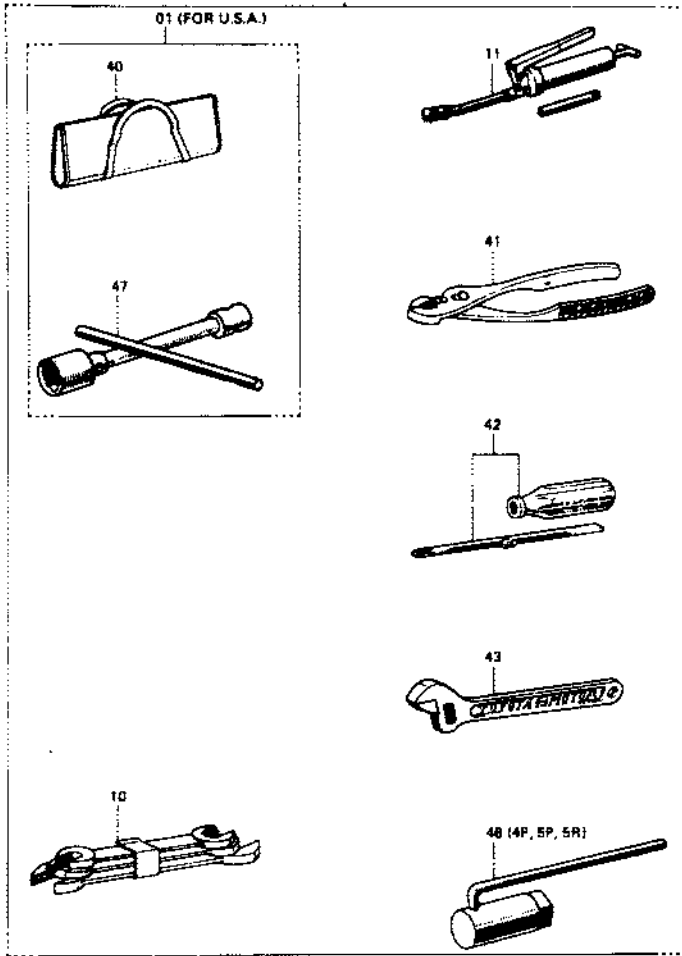
FIG. INDEX

<p>FIG. 8101</p>  <p>マスト Mast</p>	<p>FIG. 6301</p>  <p>リフト ブラケット & フォーク Lift Bracket & Fork</p>	<p>FIG. 6302</p>  <p>チェーン & チェーンホイール Chain & Chain Wheel</p>	<p>FIG. 6501 (V)</p>  <p>リフト シリンダ Lift Cylinder</p>	<p>FIG. 6502 (FV, FSV)</p>  <p>フロント リフト シリンダ Front Lift Cylinder</p>	<p>FIG. 6503 (FV, FSV)</p>  <p>リア リフト シリンダ Rear Lift Cylinder</p>	<p>FIG. 6504 (M)</p>  <p>リフト シリンダ Lift Cylinder</p>	
<p>マスト、ハイドロリック コンポーネント グループ MAST, HYDRAULIC COMPONENT GROUP</p> 							<p>FIG. 6511</p>  <p>チルト シリンダ Tilt Cylinder</p>
							<p>FIG. 6701</p>  <p>オイル ポンプ Oil Pump</p>
							<p>FIG. 6705</p>  <p>オイル コントロールバルブ Oil Control Valve</p>
							<p>FIG. 6709</p>  <p>オイル コントロールバルブ リンク Oil Control Valve Link</p>
					<p>FIG. 6802</p>  <p>マスト パイピング Mast Piping</p>	<p>FIG. 6801</p>  <p>ボデー パイピング Body Piping</p>	

MEMO

SP

01



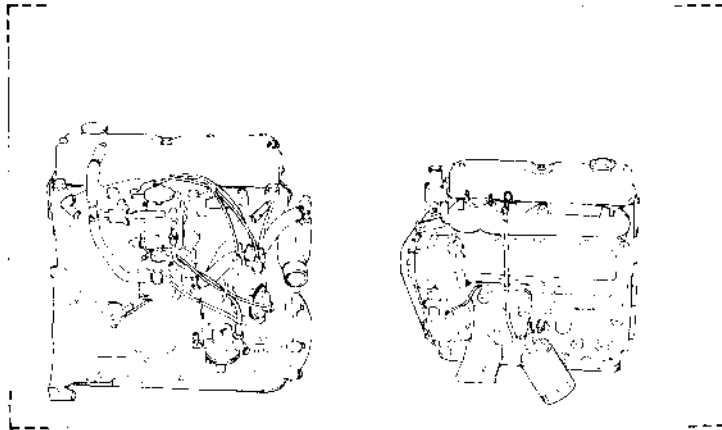
0901-002

PART NAME	PART NAME	QTY
CODE		
0901-01	TOOL SET, STANDARD	1
0901-10	SPANNER SET	1
0901-11	PUMP ASSY, GREASE	1
0901-40	BAG, TOOL	1
0901-41	PLIERS	1
0901-42	DRIVER, SCREW	1
0901-43	WRENCH, MONKEY	1
0901-47	WRENCH, HUB NUT BOX	1
0901-48	WRENCH, SPARK PLUG	1

5P

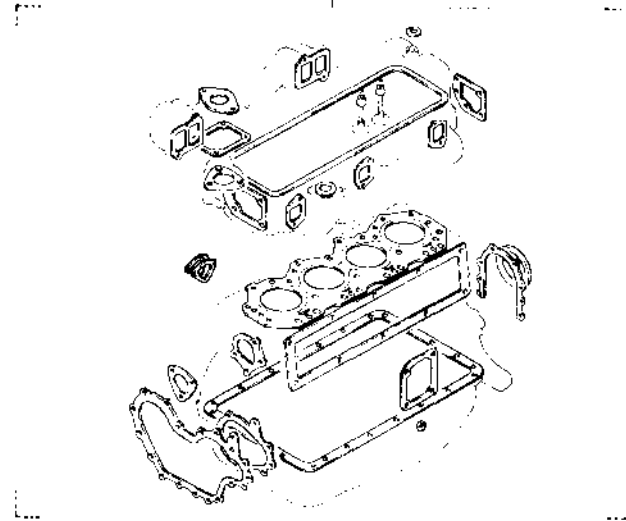
5P

00




1101-001

00K



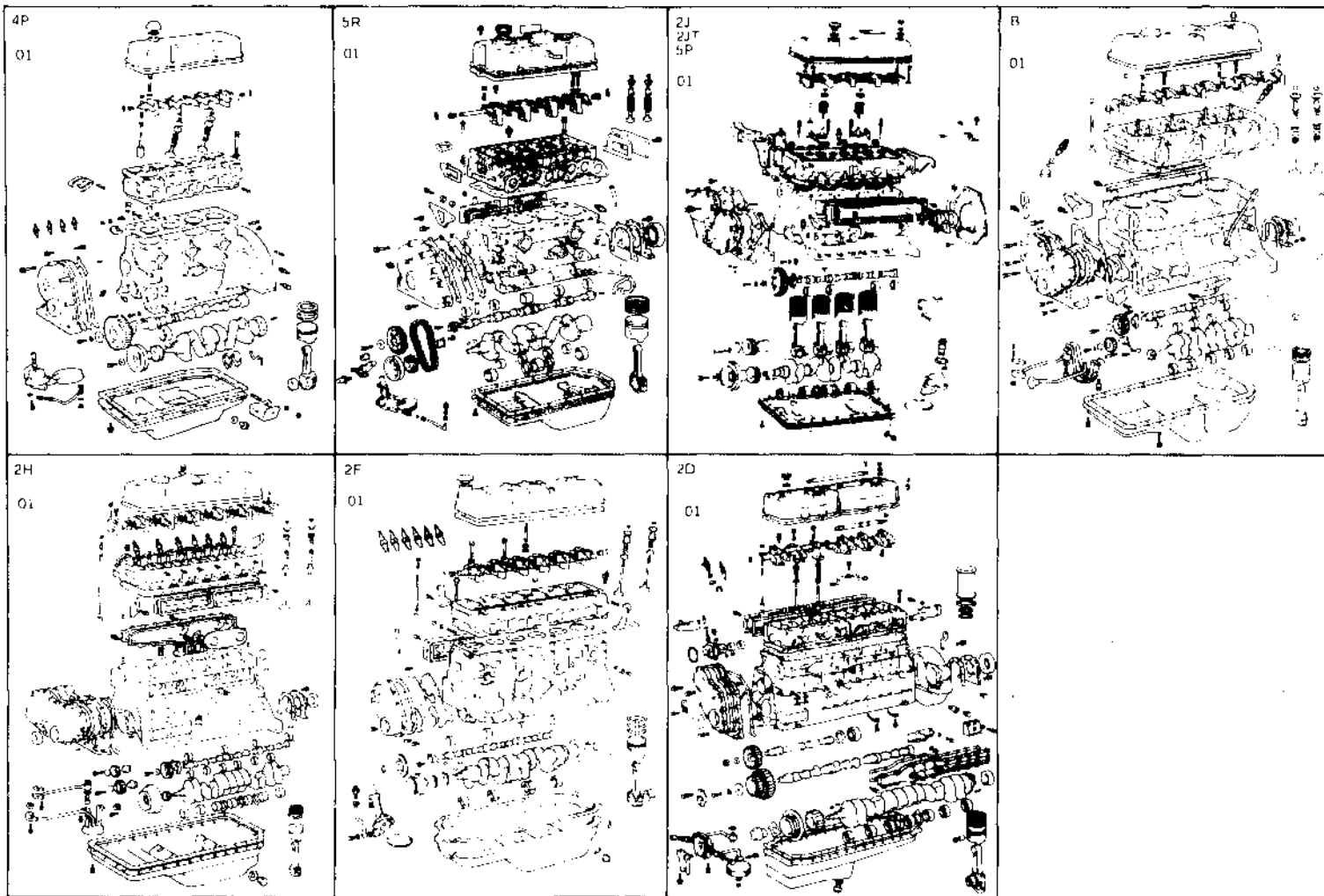
00L



1101-001

G107-001

5P (PARTIAL ENGINE ASSY)



5P (SHORT BLOCK ASSY)

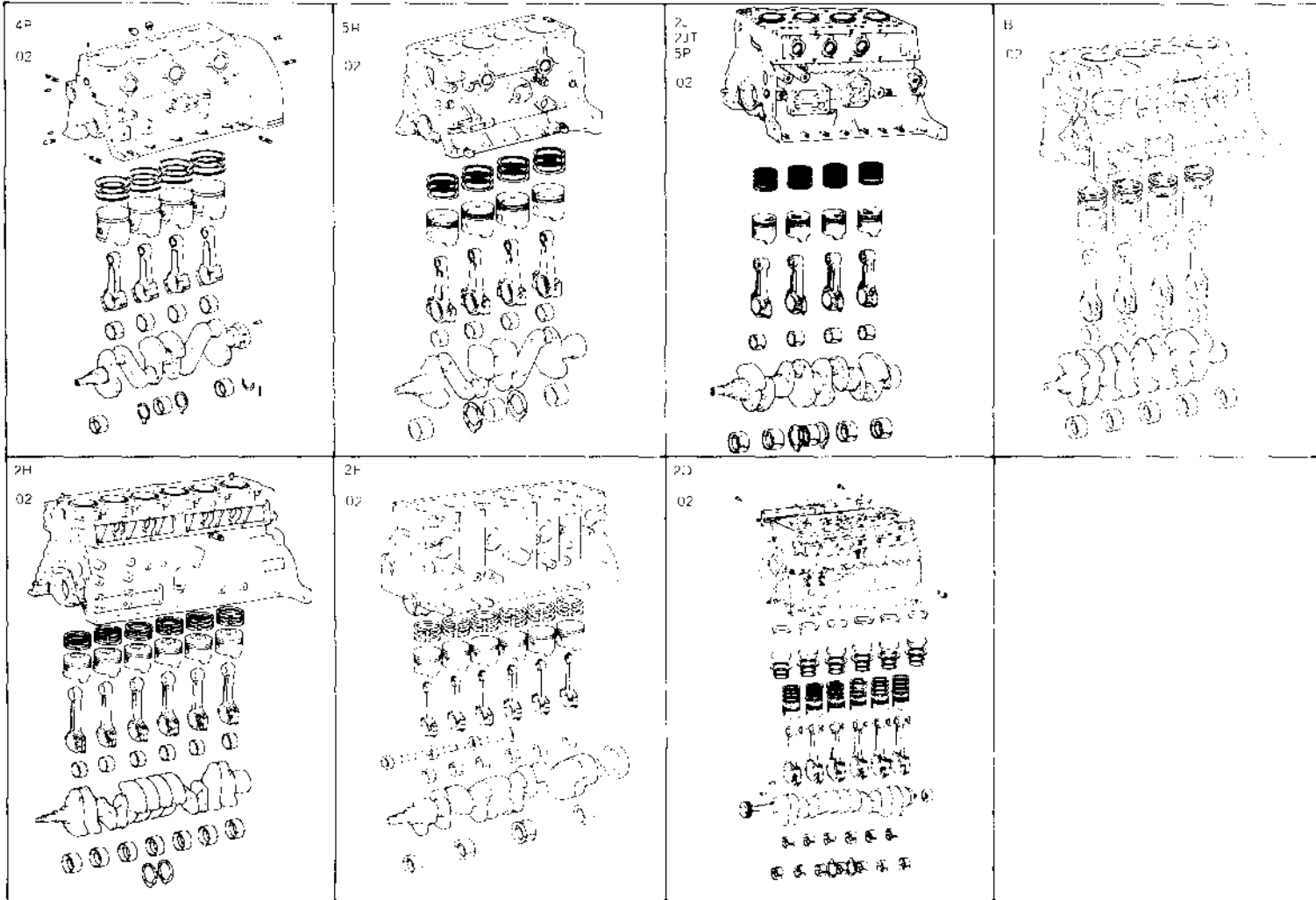


FIG. 1101
ENGINE ASSY

1101

5P

85/09

PART NAME CODE	PART NAME	QTY
1101-00	ENGINE ASSY	1
1101-00K	GASKET KIT, ENGINE O/H	1
1101-00L	GASKET KIT, ENGINE VALVE GRIND	1
1101-01	ENGINE ASSY, PARTIAL	1
1101-02	BLOCK ASSY, SHORT	1

G107-004E

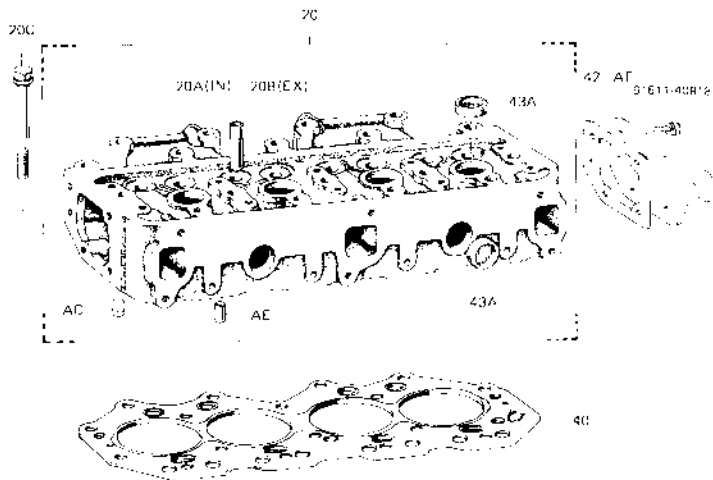
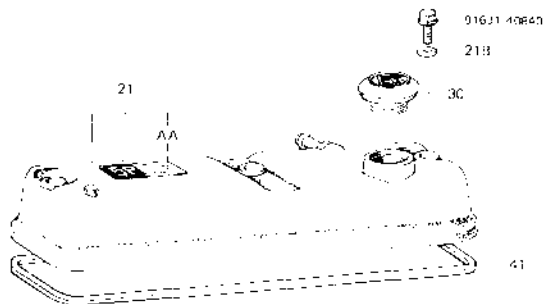
FIG. 1104
CYLINDER HEAD

1104

5P

85/01

5P



PART NAME

PART NAME

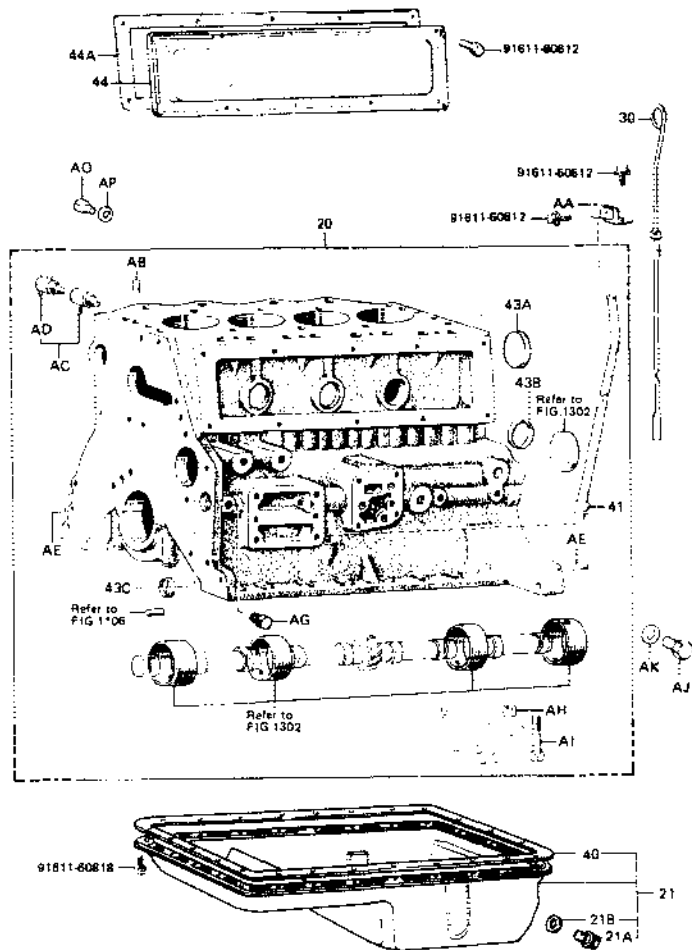
QTY

CODE

1104-20	HEAD SUB-ASSY, CYLINDER	1
1104-20A	BUSH, VALVE GUIDE INTAKE	4
1104-20B	BUSH, VALVE GUIDE EXHAUST	4
1104-20C	BOLT (FOR CYLINDER HEAD SET)	8
1104-21	COVER SUB-ASSY, CYLINDER HEAD	1
1104-21B	WASHER, SEAL (FOR CYLINDER HEAD COVER)	1
1104-30	CAP SUB-ASSY, OIL FILLER	1
1104-30A	GASKET (FOR OIL FILLER CAP)	1
1104-40	GASKET, CYLINDER HEAD	1
1104-41	GASKET, CYLINDER HEAD COVER	1
1104-42	GASKET, CYLINDER HEAD REAR PLATE	1
1104-43A	PLUG, TIGHT, NO.1	6
1104-AA	PLATE, CAUTION	1
1104-AC	DEFLECTOR, NO.1	1
1104-AE	TUBE	4
1104-AF	PLATE, HEAD REAR	1

1104 091

5P



PART NAME CODE	PART NAME	QTY
1105-20	BLOCK SUB-ASSY, CYLINDER	1
1105-21	PAN SUB-ASSY, OIL	1
1105-21A	PLUG (FOR OIL PAN DRAIN)	1
1105-21B	GASKET (FOR OIL PAN DRAIN PLUG)	1
1105-30	GAGE SUB-ASSY, OIL LEVEL	1
1105-40	GASKET, OIL PAN	1
1105-41	GUIDE, OIL LEVEL GAGE	1
1105-43A	PLUG, TIGHT, NO.1	3
1105-44A	GASKET, VALVE PUSH ROD COVER	1
1105-AA	SUPPDRT, OIL LEVEL GAGE GUIDE	1
1105-AB	PIN, STRAIGHT	1
1105-AC	COCK SUB-ASSY, DRAIN	1
1105-AD	PLUG, DRAIN COCK	1
1105-AE	PIN, STRAIGHT	4
1105-AG	PLUG, W/HEAD TAPER SCREW	5
1105-AH	PIN, RING	10
1105-AI	BOLT	10
1105-AJ	PLUG, STRAIGHT	1
1105-AK	GASKET	1
1105-AD	PLUG	1
1105-AP	GASKET	1

1105.025

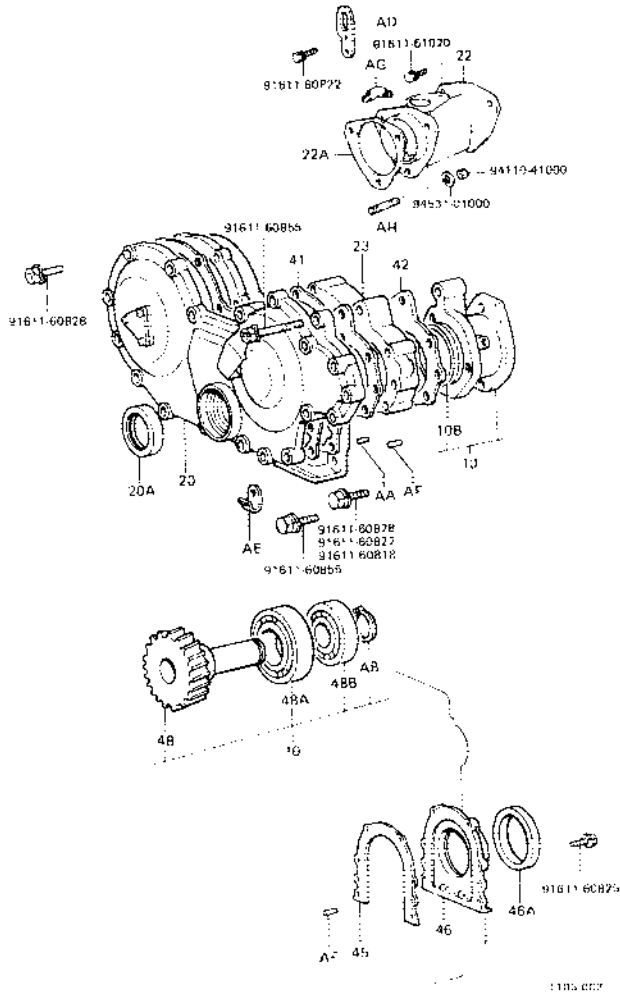
FIG. 1106
TIMING GEAR COVER & END PLATE

1106

5P

85/01

5P



PART NAME	PART NAME	QTY
CODE		
1106-10	FLANGE ASSY, HYDRAULIC PUMP	1
1106-10B	RING, O. HYDRAULIC PUMP FLANGE	1
1106-20	COVER SUB-ASSY, TIMING GEAR (OR CHAIN)	1
1106-20A	SEAL, OIL (FOR TIMING GEAR COVER)	1
1106-22	HOUSING SUB-ASSY, DISTRIBUTOR	1
1106-22A	GASKET, DISTRIBUTOR HOUSING	1
1106-23	CASE SUB-ASSY, TIMING GEAR	1
1106-41	GASKET, TIMING GEAR (OR CHAIN) COVER	1
1106-42	GASKET, FRONT END PLATE	1
1106-45	GASKET, REAR OIL SEAL RETAINER	1
1106-46	RETAINER, REAR OIL SEAL	1
1106-46A	SEAL, ENGINE REAR OIL	1
1106-48	GEAR, PUMP DRIVE	1
1106-48A	BEARING, PUMP DRIVE GEAR, NO.1	1
1106-48B	BEARING, PUMP DRIVE GEAR, NO.2	1
1106-4B	RING, SHAFT SNAP	1
1106-AD	HANGER, ENGINE	1
1106-AE	CLAMP	2
1106-AF	PIN, STRAIGHT	4
1106-AG	ELBOW	1
1106-AH	BOLT, STUD	3

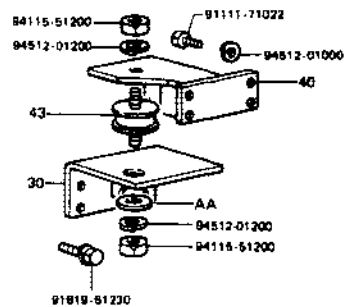
FIG. 1107
MOUNTING

1107

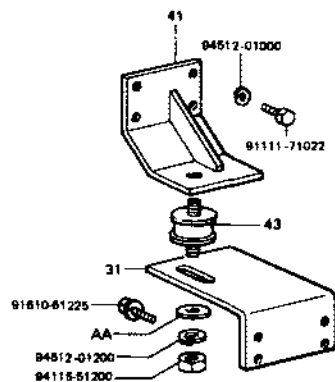
5P

85/01

5P



RADIATOR



1107.005

PART NAME CODE	PART NAME	QTY
1107-30	SUPPORT SUB-ASSY, ENGINE BRACKET, RH	1
1107-31	SUPPORT SUB-ASSY, ENGINE BRACKET, LH	1
1107-40	BRACKET, ENGINE MOUNTING, FR, RH	1
1107-41	BRACKET, ENGINE MOUNTING, FR, LH	1
1107-43	INSULATOR, ENGINE MOUNTING, FR	2
1107-AA	WASHER, PLATE	2

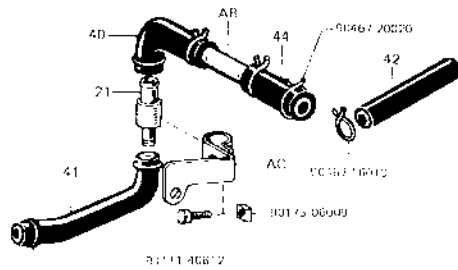
FIG. 1201
VENTILATION HOSE

1201

5P

85/01

5P



00467 16010

00175 06000

PART NAME

PART NAME

QTY

CODE

1201-21	VALVE SUB-ASSY, VENTILATION	1
1201-40	HOSE, VENTILATION, NO.1	1
1201-41	HOSE, VENTILATION, NO.2	1
1201-42	HOSE, VENTILATION, NO.3	1
1201-44	HOSE, VENTILATION, NO.4	1
1201-AB	3-WAY	1
1201-AC	CLAMP	1

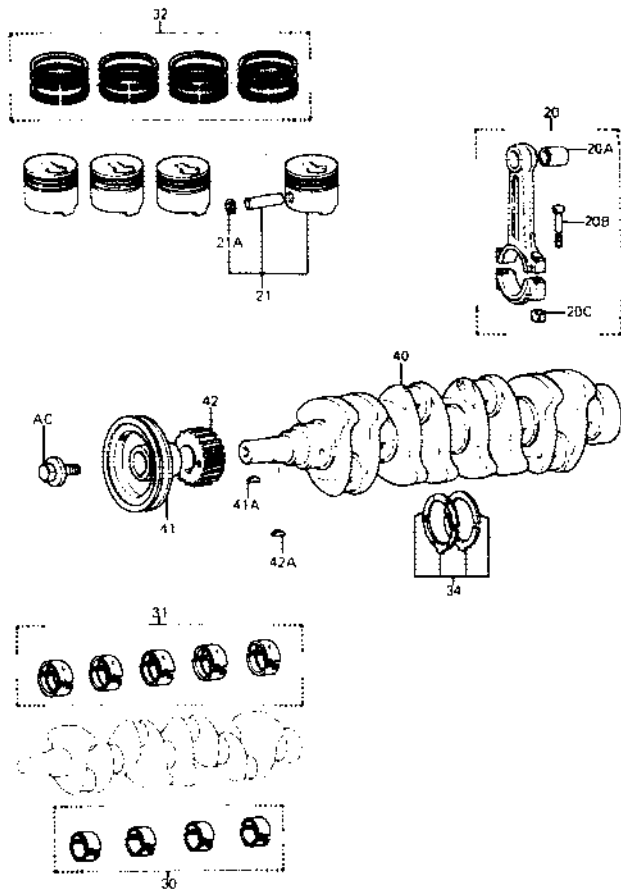
FIG. 1301
CRANKSHAFT & PISTON

1301

5P

85/01

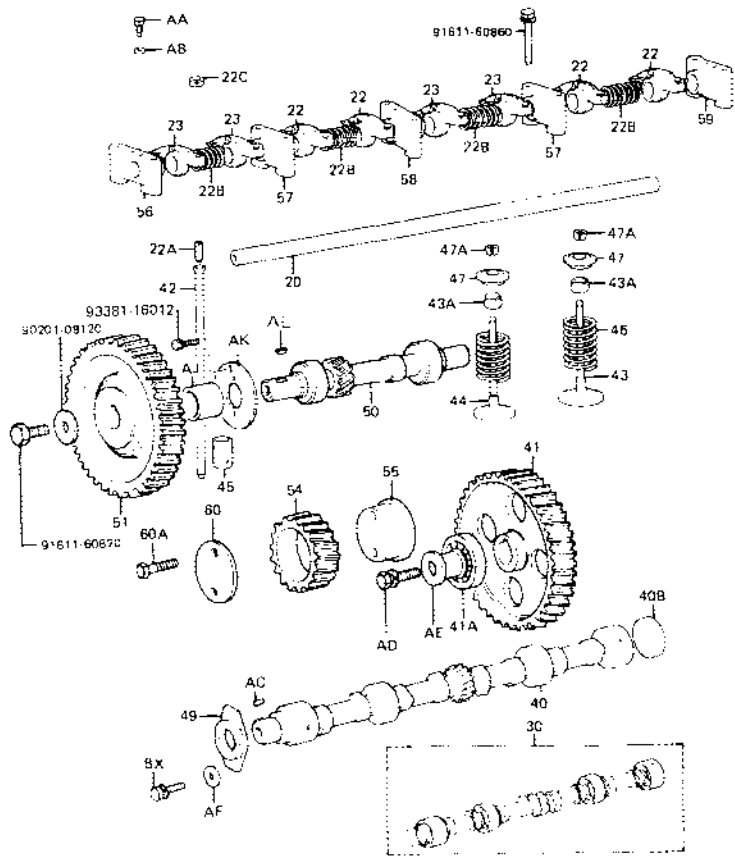
5P



PART NAME	PART NAME	QTY
CODE		
1301-20	ROD SUB-ASSY, CONNECTING	4
1301-20A	BUSH, CONNECTING ROD	4
1301-20B	BOLT, CONNECTING ROD	8
1301-20C	NUT, HEXAGON (FOR CONNECTING ROD)	8
1301-21	PISTON SUB-ASSY, W/PIN	4
1301-21A	RING, HOLE SNAP (FOR PISTON PIN)	8
1301-30	BEARING SET, CONNECTING ROD	1
1301-31	BEARING SET, CRANKSHAFT	1
1301-32	RING SET, PISTON	1
1301-34	WASHER SET, CRANKSHAFT THRUST	1
1301-40	CRANKSHAFT	1
1301-41	PULLEY, CRANKSHAFT	1
1301-41A	KEY, CRANKSHAFT (FOR PULLEY SET)	1
1301-42	GEAR OR SPROCKET, CRANKSHAFT TIMING	1
1301-42A	KEY, CRANKSHAFT (FOR TIMING GEAR SET)	1
1301-AC	BOLT	1

1301 011

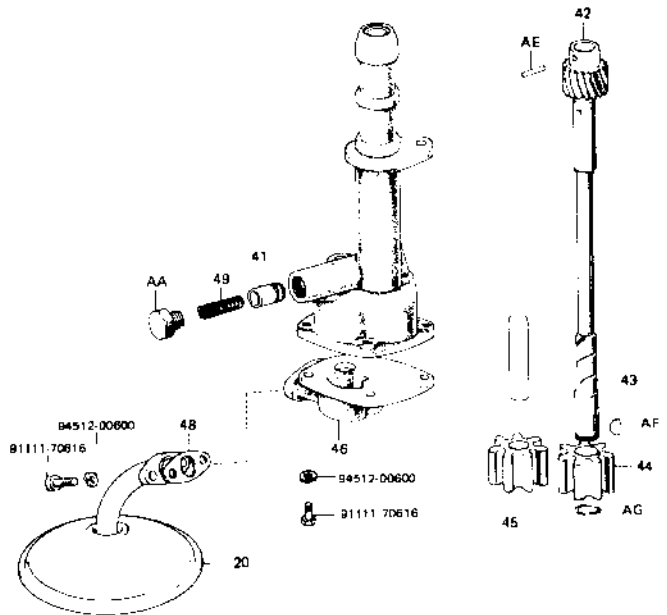
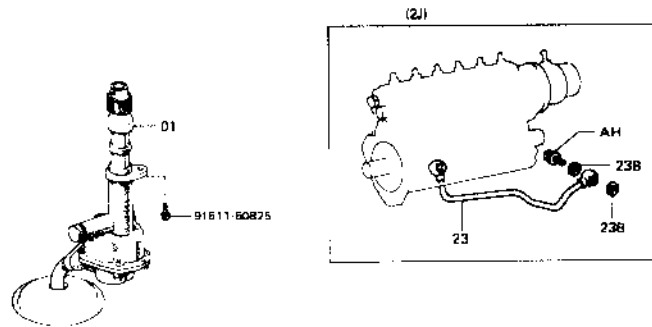
5P



1302 063C

PART NAME	PART NAME	QTY
CODE		
1302-20	SHAFT SUB-ASSY, VALVE ROCKER, NO.1	1
1302-22	ARM SUB-ASSY, VALVE ROCKER, NO.1	4
1302-22A	SCREW, VALVE ADJUSTING	8
1302-22B	SPRING, COMPRESSION (FOR ROCKER ARM)	4
1302-22C	NUT, ADJUSTING SCREW HEXAGON	8
1302-23	ARM SUB-ASSY, VALVE ROCKER, NO.2	4
1302-30	BEARING SET, CAMSHAFT	1
1302-40	CAMSHAFT	1
1302-40B	PLUG, EXPANSION (FOR CAMSHAFT)	1
1302-41	GEAR OR SPROCKET, CAMSHAFT TIMING	1
1302-41A	BEARING, CAMSHAFT TIMING GEAR	1
1302-42	ROD, VALVE PUSH	8
1302-43	VALVE, INTAKE	4
1302-43A	SEAL OR RING, O (FOR VALVE STEM OIL)	8
1302-44	VALVE, EXHAUST	4
1302-45	LIFTER, VALVE	8
1302-46	SPRING, VALVE COMPRESSION	8
1302-47	RETAINER, VALVE SPRING	8
1302-47A	LOCK, VALVE SPRING RETAINER	16
1302-49	PLATE, CAMSHAFT THRUST	1
1302-50	SHAFT, DISTRIBUTOR DRIVE	1
1302-51	GEAR, DISTRIBUTOR TIMING	1
1302-54	GEAR, IDLE (FOR CAMSHAFT)	1
1302-55	SHAFT, IDLE GEAR (FOR CAMSHAFT)	1
1302-56	SUPPORT, VALVE ROCKER, NO.1	1
1302-57	SUPPORT, VALVE ROCKER, NO.2	2
1302-58	SUPPORT, VALVE ROCKER, NO.3	1
1302-59	SUPPORT, VALVE ROCKER, NO.4	1
1302-60	PLATE, IDLE GEAR THRUST (FOR CAMSHAFT)	1
1302-60A	BOLT (FOR IDLE GEAR THRUST PLATE)	1
1302-AA	SCREW	2
1302-AB	WASHER, SPRING	2
1302-AC	KEY	1
1302-AD	BOLT, W/WASHER	1
1302-AE	COLLAR	1
1302-AJ	SPACER	1
1302-AK	PLATE, THRUST	1
1302-AL	KEY, WOODRUFF	1
1302-BX	BOLT, W/WASHER	2

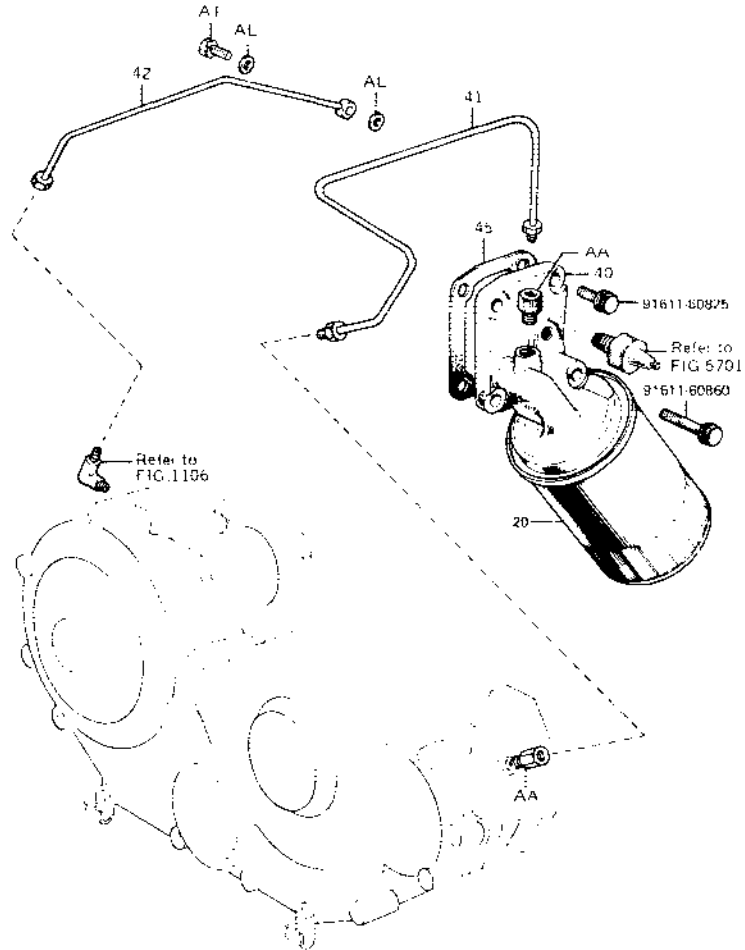
5P



1501-016

PART NAME	PART NAME	QTY
CODE		
1501-01	PUMP ASSY, OIL	1
1501-20	STRAINER SUB-ASSY, OIL	1
1501-41	VALVE, OIL PUMP RELIEF	1
1501-42	GEAR, OIL PUMP DRIVE SHAFT	1
1501-43	SHAFT, OIL PUMP	1
1501-44	GEAR, OIL PUMP DRIVE	1
1501-45	GEAR, OIL PUMP DRIVEN	1
1501-46	COVER, OIL PUMP	1
1501-48	GASKET, OIL STRAINER	1
1501-49	SPRING, OIL PUMP RELIEF VALVE	1
1501-AA	PLUG, OIL PUMP RELIEF VALVE	1
1501-AE	PIN, STRAIGHT	1
1501-AF	KEY, OIL PUMP DRIVEN SHAFT	1
1501-AG	RING, SHAFT SNAP	1

5P



PART NAME	PART NAME	QTY
1502-20	ELEMENT SUB-ASSY, OIL FILTER	1
1502-40	BRACKET, OIL FILTER	1
1502-41	PIPE, OIL, NO.1	1
1502-42	PIPE, OIL, NO.2	1
1502-45	GASKET, OIL FILTER	1
1502-AA	UNION	2
1502-AL	GASKET	2
1502-AT	BOLT, UNION	1

1502 027

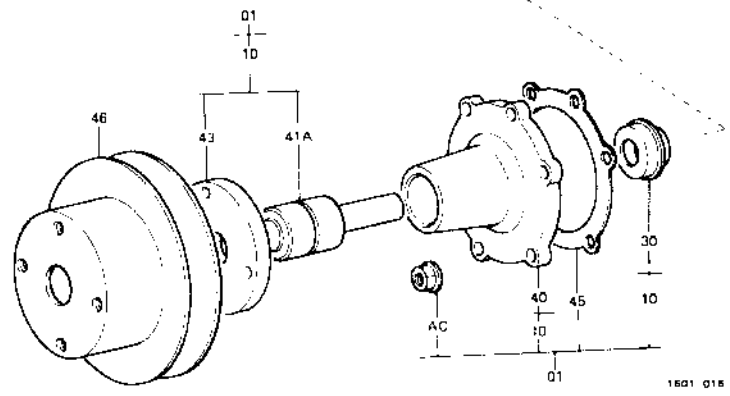
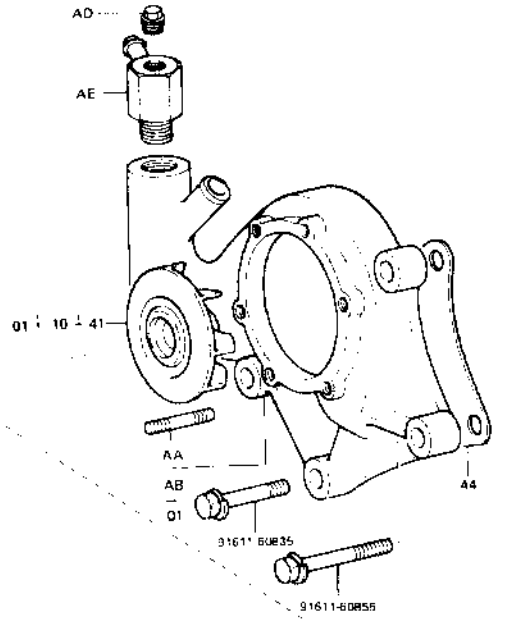
FIG. 1601
WATER PUMP

1601

5P

85/01

5P



PART NAME	PART NAME	QTY
CODE		
1601-01	PUMP ASSY, WATER	1
1601-10	COVER ASSY, WATER PUMP	1
1601-30	SEAL SET, WATER PUMP	1
1601-40	COVER, WATER PUMP	1
1601-41	ROTOR, WATER PUMP	1
1601-41A	BEARING, WATER PUMP, NO.1	1
1601-43	SEAT, WATER PUMP PULLEY	1
1601-44	GASKET, WATER PUMP	1
1601-45	GASKET, WATER PUMP COVER	1
1601-46	PULLEY, FAN	1
1601-AA	BOLT, STUD	6
1601-AC	NUT	6
1601-AD	PLUG, W/HEAD TAPER SCREW	1
1601-AE	UNION	1

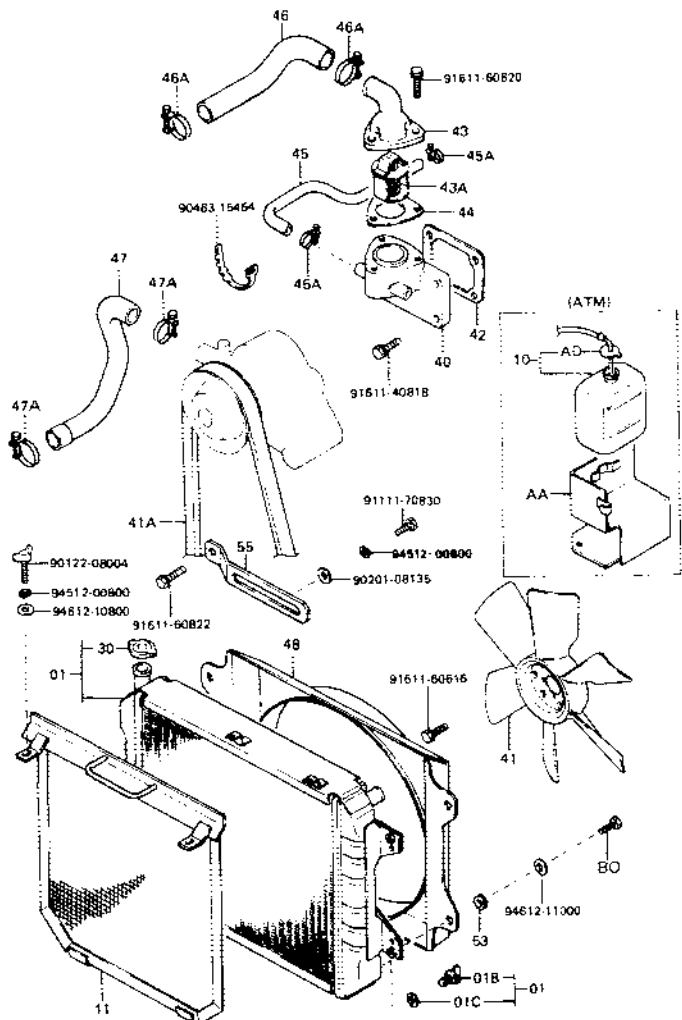
FIG. 1603
RADIATOR & WATER OUTLET

1603

5P

85/05

5P



PART NAME	PART NAME	QTY
1603-01	RADIATOR ASSY	1
1603-01B	PLUG, DRAIN COCK	1
1603-01C	PACKING (FOR RADIATOR DRAIN COCK)	1
1603-10	TANK ASSY, RADIATOR RESERVE	1
1603-11	SCREEN SUB-ASSY, RADIATOR	1
1603-30	CAP SUB-ASSY, RADIATOR	1
1603-40	HOUSING, WATER OUTLET	1
1603-41	FAN	1
1603-41A	BELT, V	1
1603-42	GASKET, WATER OUTLET HOUSING	1
1603-43	OUTLET, WATER	1
1603-43A	THERMOSTAT	1
1603-44	GASKET, WATER OUTLET	1
1603-45	HOSE, WATER BY-PASS	1
1603-45A	CLAMP, HOSE (FOR WATER BY-PASS HOSE)	4
1603-46	HOSE, RADIATOR, INLET	1
1603-46A	CLAMP, HOSE (FOR RADIATOR INLET)	2
1603-47	HOSE, RADIATOR, OUTLET	1
1603-47A	CLAMP, HOSE (FOR RADIATOR OUTLET)	1
1603-48	SHROUD, FAN, NO.1	1
1603-53	PLATE, RUBBER (FOR RADIATOR)	4
1603-55	BAR, FAN BELT ADJUSTING	1
1603-AA	BRACKET, RESERVE TANK	1
1603-AD	CAP SUB-ASSY	1
1603-BD	BOLT	2

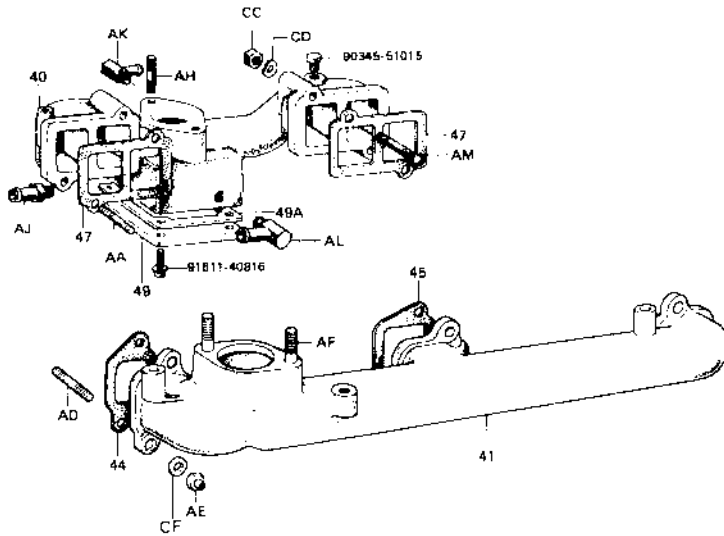
FIG. 1701
MANIFOLD

1701

5P

85/01

5P



PART NAME CODE	PART NAME	QTY
1701-40	MANIFOLD, INTAKE	1
1701-41	MANIFOLD, EXHAUST	1
1701-44	GASKET, EXHAUST MANIFOLD, NO.1	2
1701-45	GASKET, EXHAUST MANIFOLD, NO.2	1
1701-47	GASKET, INTAKE MANIFOLD, NO.1	2
1701-49	PLATE, WATER STOPPER	1
1701-49A	GASKET, WATER STOPPER PLATE	1
1701-AA	BOLT, STUD	2
1701-AD	BOLT, STUD	6
1701-AE	NUT	6
1701-AF	BOLT, STUD	2
1701-AH	BOLT, STUD	2
1701-AJ	UNION	1
1701-AK	ELBOW	1
1701-AL	ELBOW	1
1701-AM	BOLT, STUD	2
1701-CC	NUT	4
1701-CF	WASHER, PLATE	6

1701 007B

FIG. 1702
EXHAUST PIPE & MUFFLER

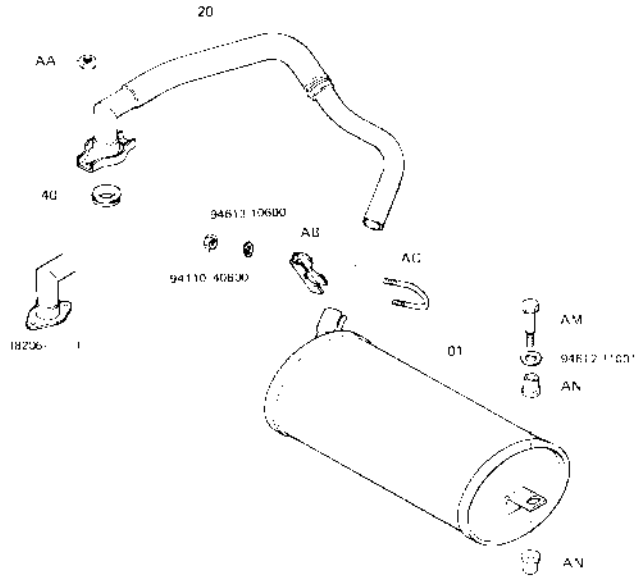
1702

SP

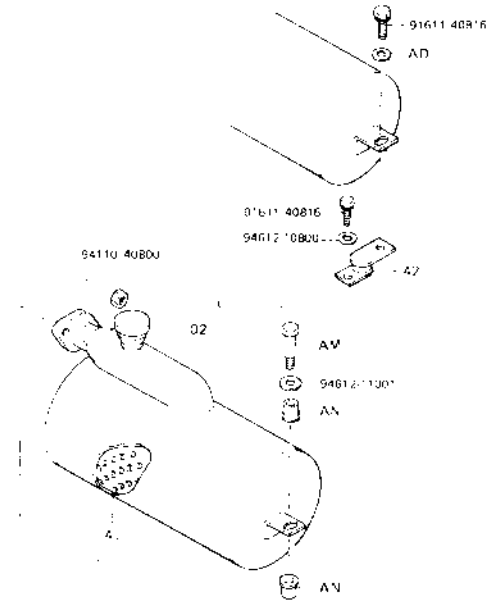
85/01

SP

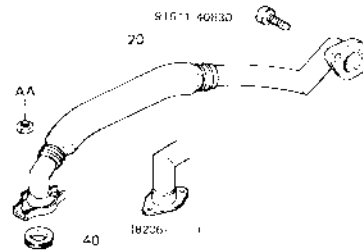
SP (CATALYTIC)



LF 10 8201



1702 01 75



1702 01 00

FIG. 1702
EXHAUST PIPE & MUFFLER

1702

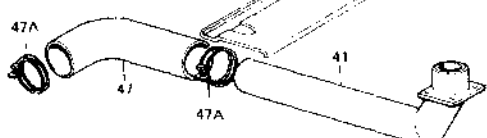
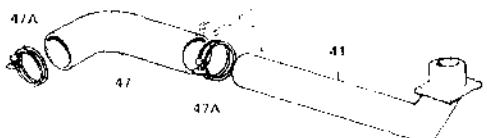
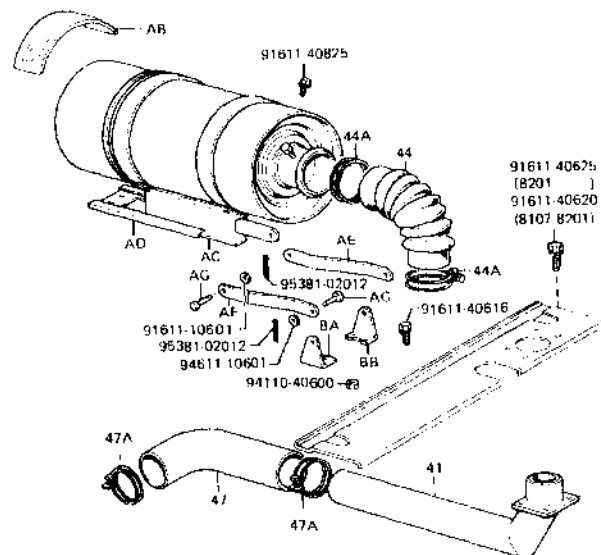
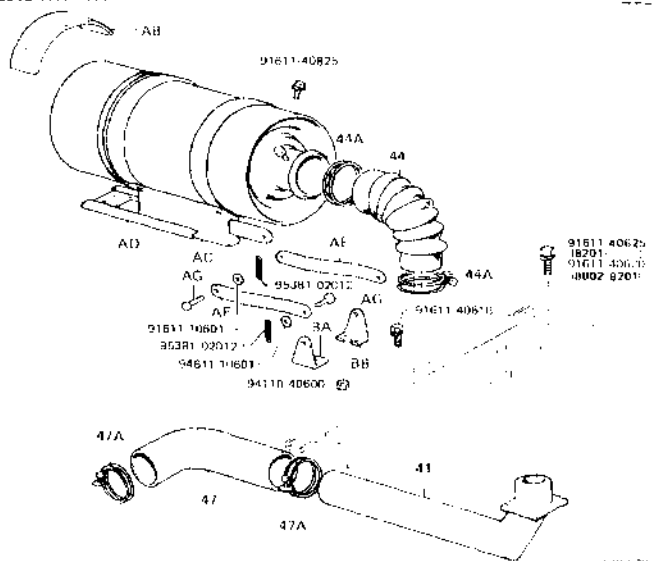
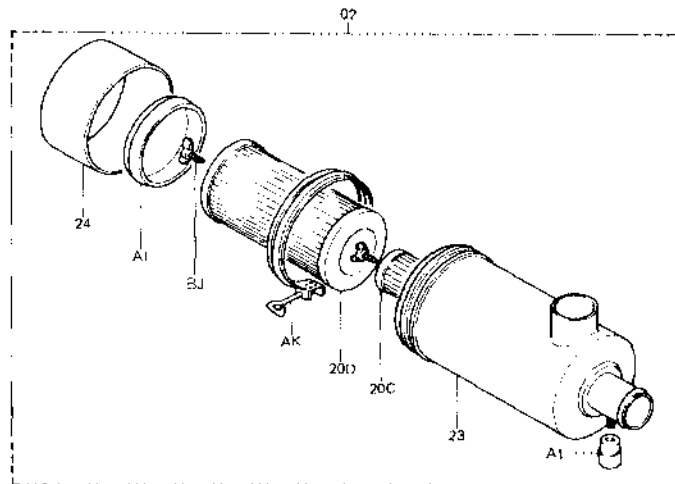
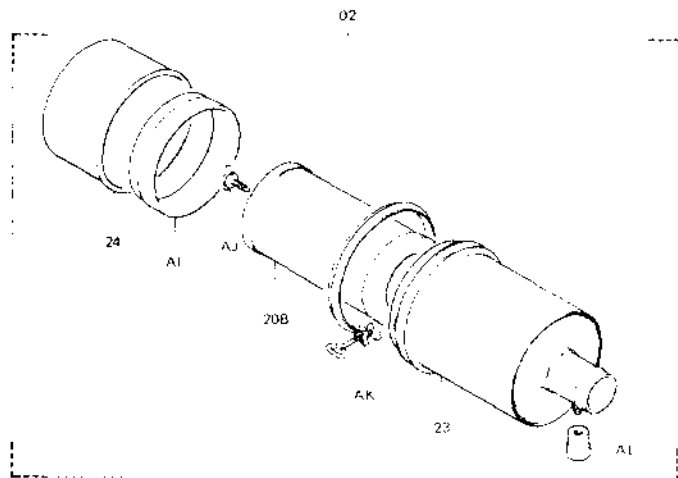
5P

85/01

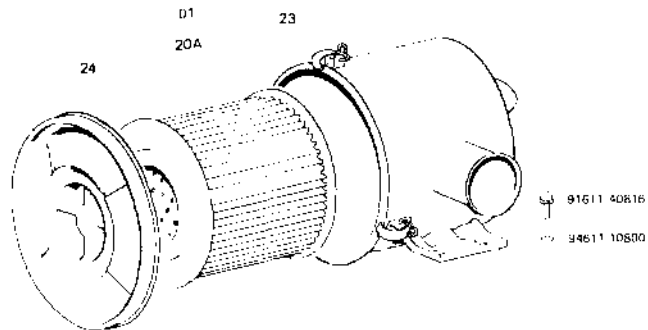
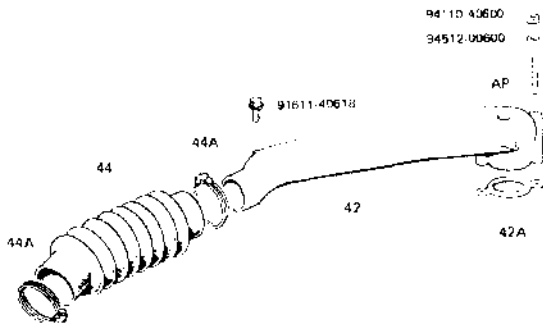
PART NAME CODE	PART NAME	QTY
1702-01	MUFFLER ASSY	1
1702-02	MUFFLER ASSY, CATALYTIC	1
1702-20	PIPE SUB-ASSY, EXHAUST, NO.1	1
1702-40	GASKET, EXHAUST PIPE	1
1702-41	PELLET	1
1702-AA	NUT, HEXAGON	2
1702-AB	BRACKET, CLAMP	1
1702-AC	BOLT, U	1
1702-AM	BOLT	2
1702-AN	CUSHION, RUBBER	4

5P (CYCLONE SINGLE)

5P (CYCLONE DOUBLE)



5P



PART NAME	PART NAME	QTY
CODE		
1703-01	CLEANER ASSY, AIR	1
1703-02	CLEANER ASSY, CYCLONE AIR	1
1703-20A	ELEMENT SUB-ASSY, AIR CLEANER	1
1703-20B	ELEMENT SUB-ASSY, CYCLONE AIR CLEANER	1
1703-20C	ELEMENT SUB-ASSY, CYCLONE AIR CLEANER, INNER	1
1703-20D	ELEMENT SUB-ASSY, CYCLONE AIR CLEANER, OUTER	1
1703-23	CASE SUB-ASSY, AIR CLEANER	1
1703-24	CAP SUB-ASSY, AIR CLEANER	1
1703-41	PIPE, AIR CLEANER	1
1703-42	CONNECTOR, AIR CLEANER	1
1703-42A	GASKET, AIR CLEANER CONNECTOR	1- 2
1703-44	HOSE, AIR CLEANER, OUTLET NO.1	1
1703-44A	CLAMP (FOR AIR CLEANER OUTLET NO.1 HOSE)	2
1703-47	HOSE, AIR CLEANER, OUTLET NO.2	1
1703-47A	CLAMP (FOR AIR CLEANER OUTLET NO.2 HOSE)	2
1703-AB	PLATE, CAUTION	1
1703-AC	BAND SUB-ASSY	1
1703-AD	GUIDE, CLEANER BRACKET	1
1703-AE	LINK, CLEANER, RH	1
1703-AF	LINK, CLEANER, LH	1
1703-AG	PIN, W/HOLE	4
1703-AI	BAFFLE, SCARF	1
1703-AJ	BOLT & GASKET ASSY	1
1703-AK	CLAMP ASSY	1
1703-AL	INDICATOR	1
1703-AP	BOLT, STUD	2
1703-BA	SUPPORT, CLEANER LINK, LH	1
1703-BB	SUPPORT, CLEANER LINK, RH	1
1703-BJ	NUT & GASKET ASSY	1
1703-BN	BOLT, STUD	1

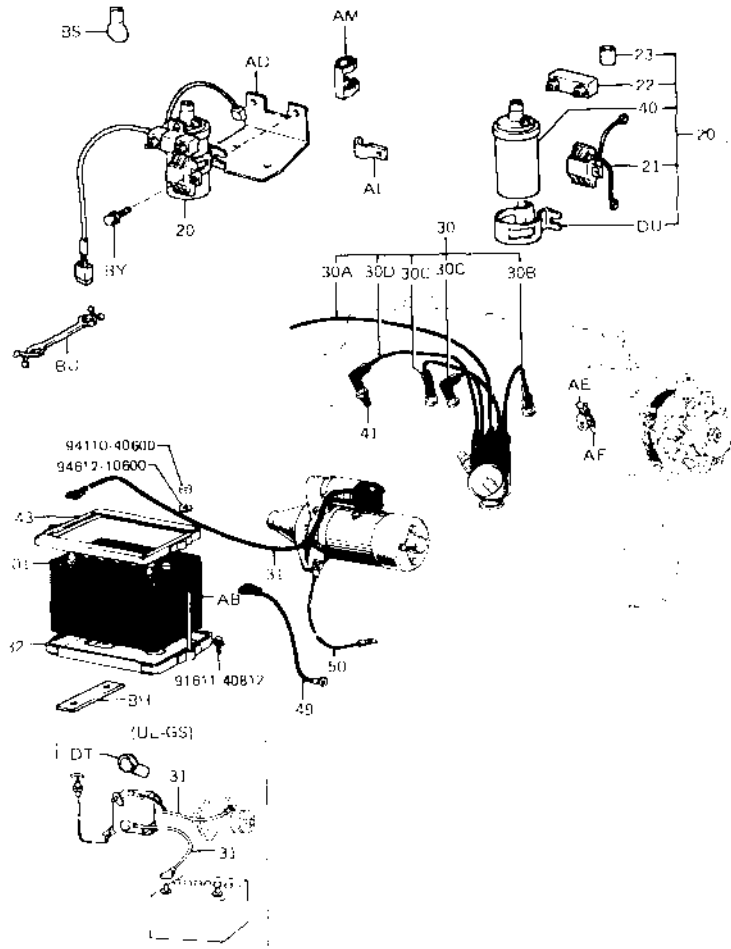
FIG. 1901
IGNITION COIL & SPARK PLUG

1901

5P

85/05

5P



PART NAME

PART NAME

QTY

CODE	PART NAME	QTY
1901-01	BATTERY ASSY	1
1901-20	COIL ASSY, W/IGNITER	1
1901-21	IGNITER ASSY	1
1901-22	RESISTOR ASSY	1
1901-23	DIODE ASSY	1
1901-30	CORD SET, COIL & PLUG, W/RESISTIVE	1
1901-30A	CORD, COIL RESISTIVE	1
1901-30B	CORD, SPARK PLUG RESISTIVE, NO.1	1
1901-30C	CORD, SPARK PLUG RESISTIVE, NO.2	2
1901-30D	CORD, SPARK PLUG RESISTIVE, NO.3	1
1901-31	CABLE SUB-ASSY, BATTERY TO STARTER	1
1901-32	CASE SUB-ASSY, BATTERY	1
1901-40	COIL, IGNITION	1
1901-41	PLUG, SPARK	4
1901-43	CAP, BATTERY, NO.1	1
1901-49	CABLE, BATTERY EARTH	1
1901-50	STRAP, BOND	1
1901-AB	BOLT	2
1901-AD	BRACKET SUB-ASSY	1
1901-AE	PLATE, CORD CLAMP SUPPORT	1
1901-AF	CLAMP, CORD CLAMP SUPPORT	1
1901-AL	CLAMP	1
1901-AM	CLAMP	1
1901-BH	SPACER	99
1901-B5	ICAP, TERMINAL	4
1901-BU	ICLAMP	2
1901-BY	BOLT	2
1901-DT	ICAP, TERMINAL	1
1901-DU	BAND	1

1901 06/78

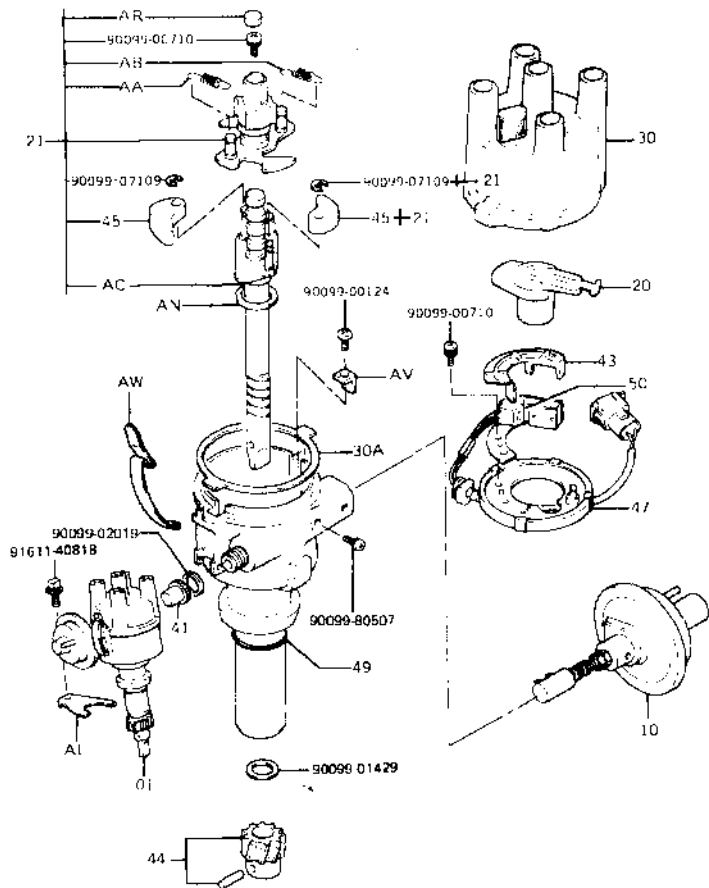
FIG. 1902
DISTRIBUTOR

1902

5P

85/01

5P



1902-0118

PART NAME	PART NAME	QTY
CODE		
1902-01	DISTRIBUTOR ASSY	1
1902-10	ADVANCER ASSY, VACUUM	1
1902-20	ROTOR SUB-ASSY, DISTRIBUTOR	1
1902-21	SHAFT AND GOVERNOR SUB-ASSY	1
1902-30	CAP SUB-ASSY, DISTRIBUTOR	1
1902-30A	PACKING, DUST PROOF (FOR DISTRIBUTOR CAP)	1
1902-41	CAP, ADJUSTER	1
1902-43	COVER, DUST PROOF	1
1902-44	GEAR, SPIRAL	1
1902-45	WEIGHT, GOVERNOR	2
1902-47	PLATE, BREAKER	1
1902-49	RING, DISTRIBUTOR HOUSING D	1
1902-50	GENERATOR, SIGNAL	1
1902-AA	SPRING, GOVERNOR, A	1
1902-AB	SPRING, GOVERNOR, B	1
1902-AC	SHAFT & PLATE, GOVERNOR	1
1902-AL	CLAMP, DISTRIBUTOR	1
1902-AN	WASHER	1
1902-AR	CAP	1
1902-AV	PLATE, HOLDER	1
1902-AW	CLAMP SUB-ASSY, CAP	1

FIG. 1903
ALTERNATOR

1903

5P

85/01

5P

5P (HI-CAPACITY)

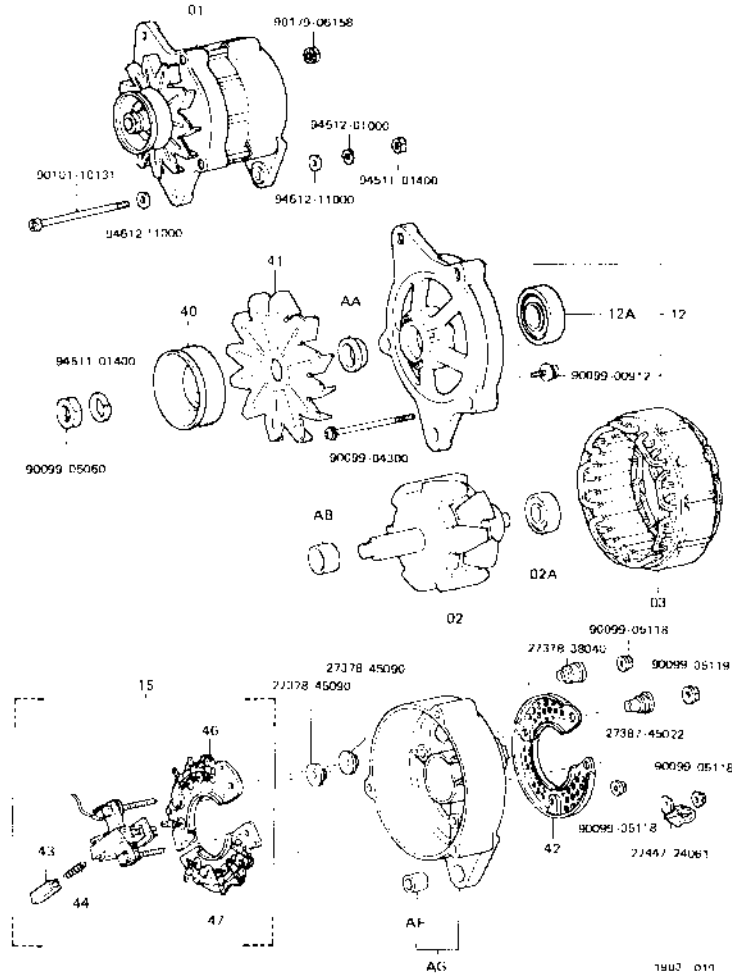
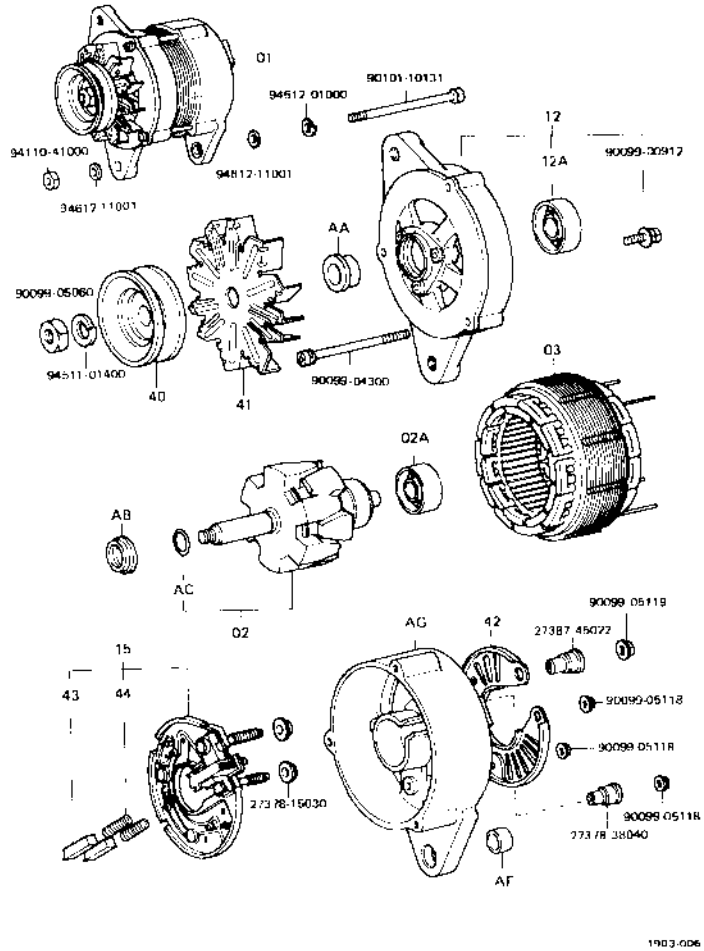


FIG. 1903
ALTERNATOR

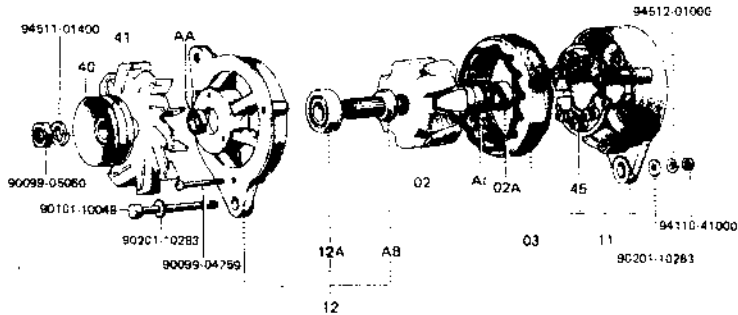
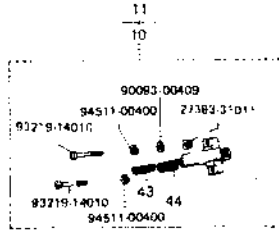
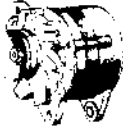
1903

5P

85/01

5P (UL-G5)

01



PART NAME CODE	PART NAME	QTY
1903-01	ALTERNATOR ASSY	1
1903-02	ROTOR ASSY, ALTERNATOR	1
1903-02A	BEARING (FOR ALTERNATOR ROTOR)	1
1903-03	STATOR ASSY, ALTERNATOR	1
1903-10	HOLDER ASSY, ALTERNATOR BRUSH	1
1903-11	FRAME ASSY, RECTIFIER END	1
1903-12	FRAME ASSY, DRIVE END	1
1903-12A	BEARING (FOR ALTERNATOR DRIVE END FRAME)	1
1903-12B	FELT (FOR ALTERNATOR DRIVE END FRAME)	1
1903-15	RECTIFIER ASSY, W/BRUSH	1
1903-40	PULLEY, ALTERNATOR	1
1903-41	FAN, ALTERNATOR	1
1903-42	COVER, REAR END	1
1903-43	BRUSH, ALTERNATOR	2
1903-44	SPRING, BRUSH	2
1903-45	HOLDER, W/RECTIFIER POSITIVE	1
1903-46	HOLDER, W/RECTIFIER NEGATIVE	1
1903-47	HOLDER, W/RECTIFIER POSITIVE	1
1903-AA	COLLAR, STEEL	1
1903-AB	RING, SPACER	1
1903-AC	RING, SNAP	1
1903-AD	COVER, FELT	1
1903-AE	PLATE, BEARING RETAINER	1
1903-AF	BUSHING	1
1903-AG	FRAME, RECTIFIER END	1
1903-AI	SLIPRING SUB-ASSY	1

1903 007

FIG. 1904
STARTER

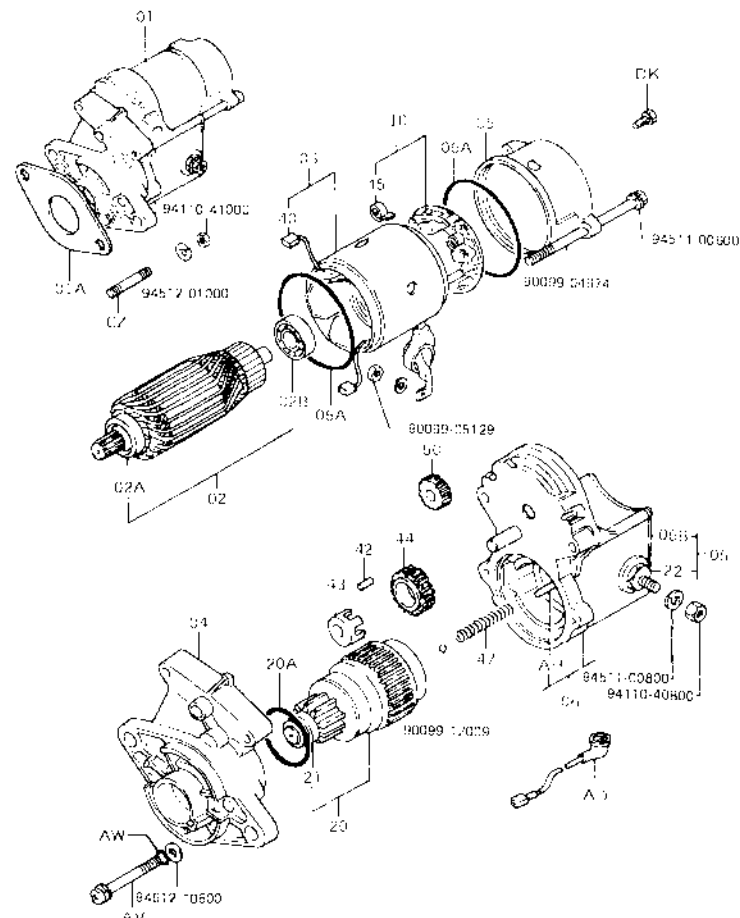
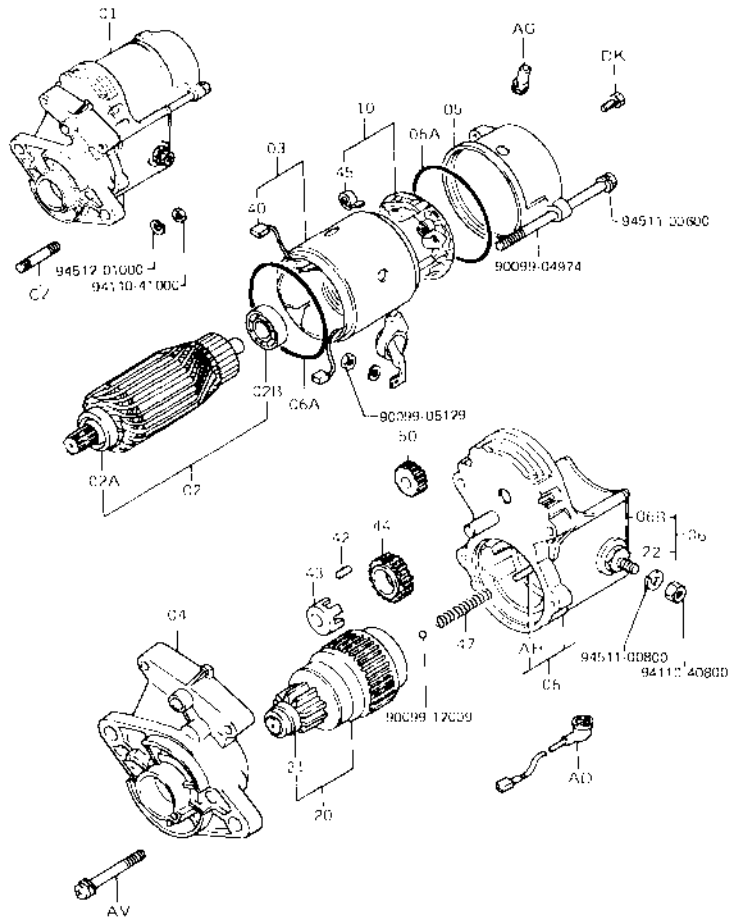
1904

5P

85/01

5P

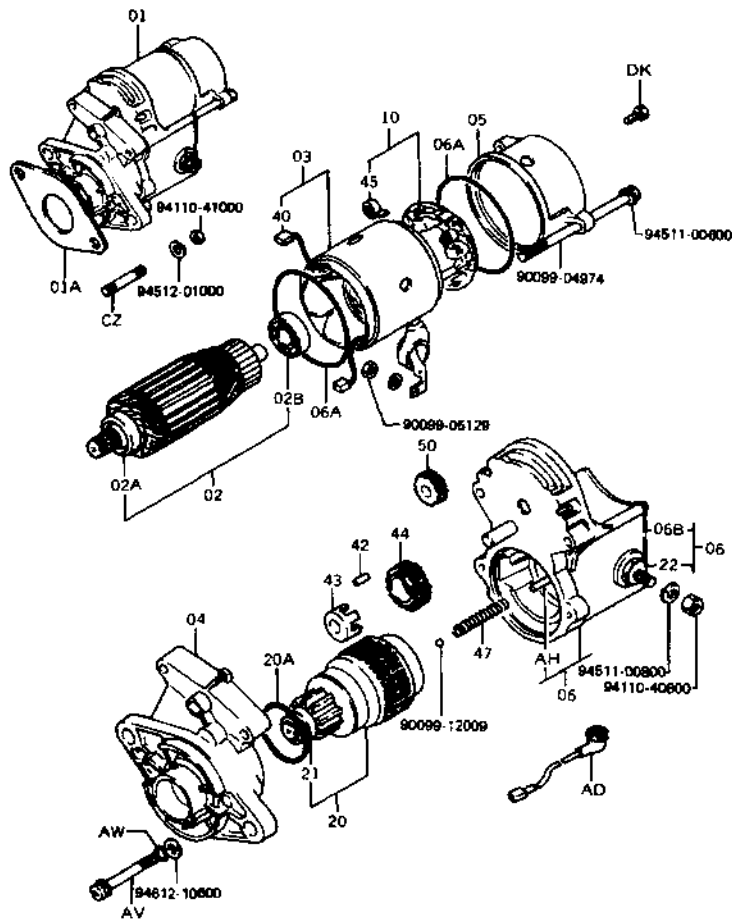
5P (UL-GS)



1904 CV 1

1904 CV 2

5P...MTH (D1L CLUTCH)



PART NAME CODE	PART NAME	QTY
1904-01	STARTER ASSY	1
1904-01A	GASKET (FOR STARTER HOUSING)	1
1904-02	ARMATURE ASSY, STARTER	1
1904-02A	BEARING, ARMATURE, NO.1	1
1904-02B	BEARING, ARMATURE, NO.2	1
1904-03	YOKE ASSY, STARTER	1
1904-04	HOUSING ASSY, STARTER DRIVE	1
1904-05	FRAME ASSY, COMMUTATOR END	1
1904-06	SWITCH ASSY, MAGNET	1
1904-06A	PACKING, RUBBER (FOR STARTER YOKE)	2
1904-06B	PACKING (FOR MAGNET SWITCH END COVER)	1
1904-10	HOLDER ASSY, STARTER BRUSH	1
1904-20	CLUTCH SUB-ASSY, STARTER	1
1904-20A	RING, O (FOR STARTER CLUTCH)	1
1904-21	PINION SUB-ASSY, STARTER	1
1904-22	CHIP SUB-ASSY, CONTACT	1
1904-40	BRUSH, STARTER	1
1904-42	ROLLER, STARTER IDLE GEAR CLUTCH	5
1904-43	RETAINER, STARTER IDLE GEAR	1
1904-44	GEAR, STARTER IDLE	1
1904-45	SPRING, STARTER BRUSH	4
1904-47	SPRING, STARTER MAGNET SWITCH RETURN	1
1904-50	GEAR, STARTER PINION	1
1904-AD	WIRE, LEAD	1
1904-AG	COVER, END FRAME	1
1904-AH	PLUNGER SUB-ASSY, CONTACTOR	1
1904-AV	SCREW, W/WASHER	2
1904-AW	RING, O	2
1904-CZ	BOLT, STUD	2
1904-DK	SCREW, W/RING, O	2

1904-088

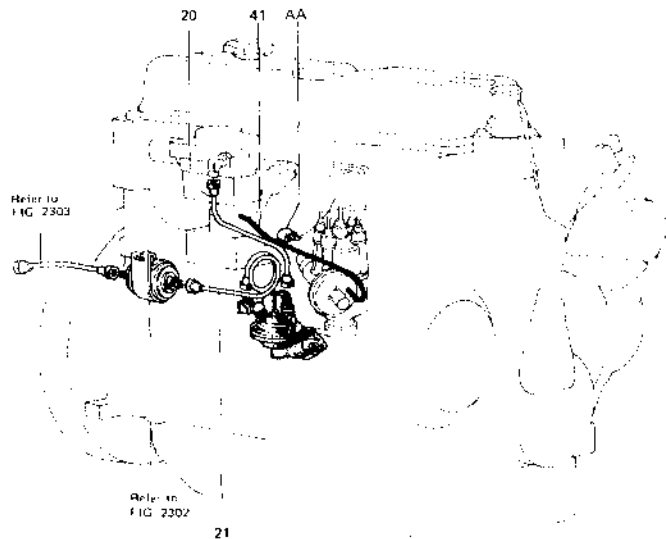
FIG. 2101
FUEL PIPE

2101

5P

85/01

5P



CODE	PART NAME	QTY
2101-20	PIPE SUB-ASSY, CARBURETOR FUEL	1
2101-21	PIPE SUB-ASSY, FILTER TO PUMP	1
2101-41	HOSE, DISTRIBUTOR VACUUM	1
2101-AA	CLIP	1

2101-002

FIG. 2103
CARBURETOR

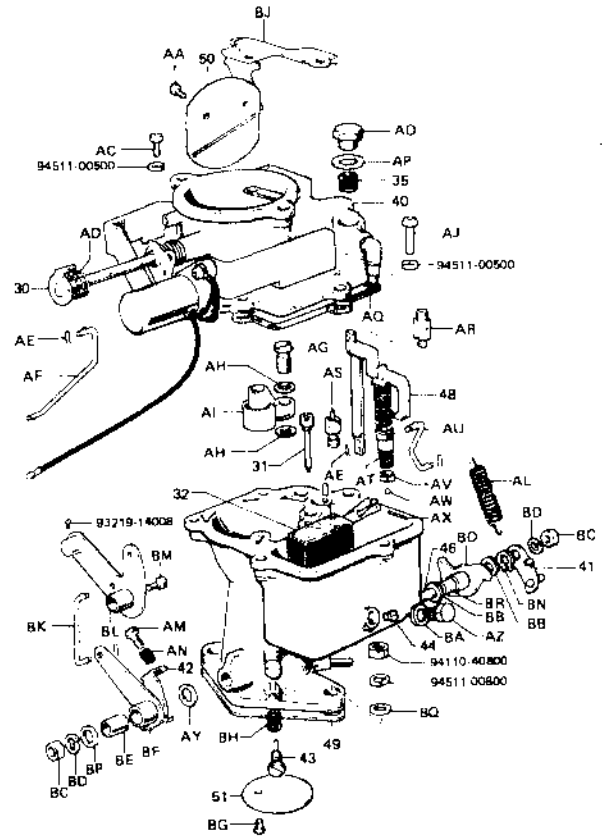
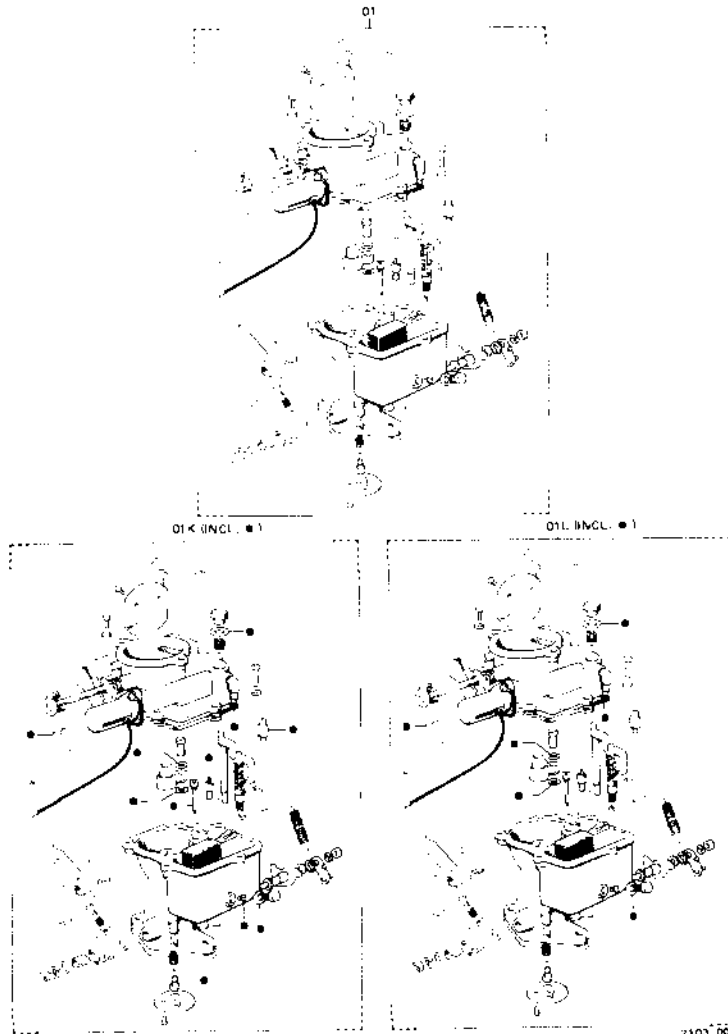
2103

5P

85/01

5P

5P



2103 008

PART NAME CODE	PART NAME	QTY
2103-01	CARBURETOR ASSY	1
2103-01K	CARBURETOR KIT	1
2103-01L	GASKET KIT, CARBURETOR	1
2103-30	SHAFT SUB-ASSY, CHOKE	1
2103-31	JET SUB-ASSY, SLOW	1
2103-32	FLOAT SUB-ASSY	1
2103-35	STRAINER SUB-ASSY	1
2103-40	HORN, AIR	1
2103-41	LEVER, THROTTLE	1
2103-42	LEVER, 1ST IDLE ADJUSTING	1
2103-43	SCREW, IDLE ADJUSTING	1
2103-44	JET, 1ST MAIN	1
2103-46	SHAFT, 1ST THROTTLE	1
2103-48	ROD, LIFTER	1
2103-49	GASKET, CARBURETOR	1
2103-50	VALVE, CHOKE	1
2103-51	VALVE, THROTTLE	1
2103-AA	SCREW, CHOKE VALVE SET	2
2103-AC	SCREW	5
2103-AD	SPRING, CHOKE VALVE RELIEF	1
2103-AE	RING, SNAP	6
2103-AF	CONNECTOR, 1ST IDLE	1
2103-AG	SCREW, SMALL VENTURI SET	1
2103-AH	GASKET, VENTURI	2
2103-AI	VENTURI, SMALL	1
2103-AJ	SCREW, SET	2
2103-AL	SPRING, THROTTLE BACK	1
2103-AM	SCREW, THROTTLE ADJUSTING	1
2103-AN	SPRING, IDLE ADJUSTING SCREW	1
2103-AQ	PLUG, MAIN PASSAGE	1
2103-AP	GASKET, INLET STRAINER	1
2103-AQ	GASKET, AIR HORN	1
2103-AR	VALVE SUB-ASSY, NEEDLE	1
2103-AS	VALVE, POWER	1
2103-AT	SPRING, PUMP DUMPING	1
2103-AU	LINK, PUMP	1
2103-AV	RETAINER, BALL CHECK	1
2103-AW	BALL, STEEL	1
2103-AX	PIN, FLOAT LEVER	1
2103-AY	SHIM, 1ST THROTTLE SHAFT	99
2103-AZ	PLUG, NUT	1
2103-BA	GASKET, PASSAGE PLUG	1
2103-BB	SHIM	2
2103-BC	NUT, THROTTLE LEVER SET	2
2103-BD	WASHER, SPRING	2
2103-BE	COLLAR	1
2103-BF	LEVER	1
2103-BG	SCREW, VALVE SET	1
2103-BH	SPRING, IDLE ADJUSTING	1
2103-BJ	SUPPORT, BACK SPRING	1
2103-BK	LINK, CONNECTING	1
2103-BL	LEVER	1
2103-BM	SCREW	1
2103-BN	RING, RETAINER	1
2103-BO	LEVER, ACCELERATOR	1
2103-BP	SHIM	1
2103-BQ	SHIM	2
2103-BR	COLLAR	1

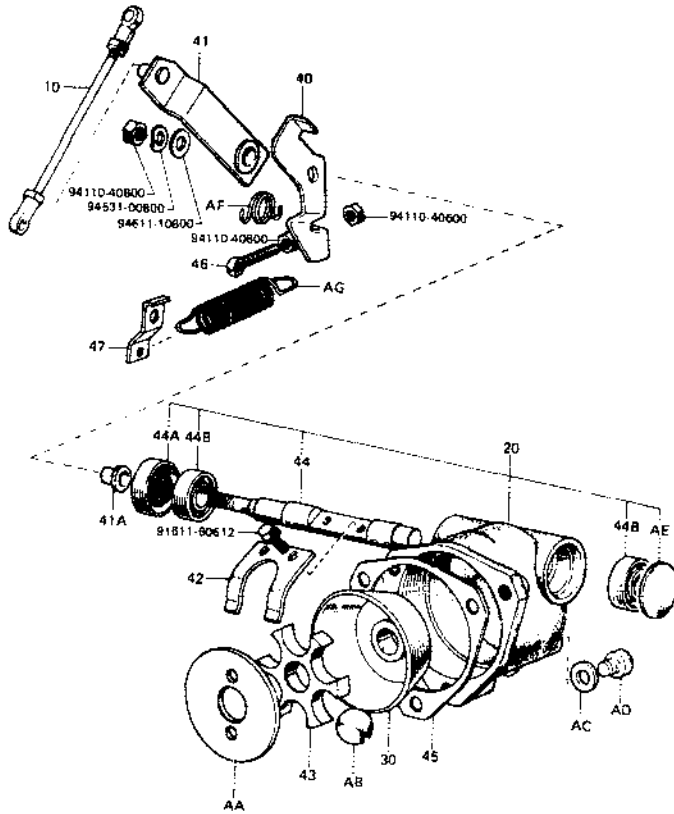
FIG. 2106
MECHANICAL GOVERNOR

2106

5P

85/01

5P

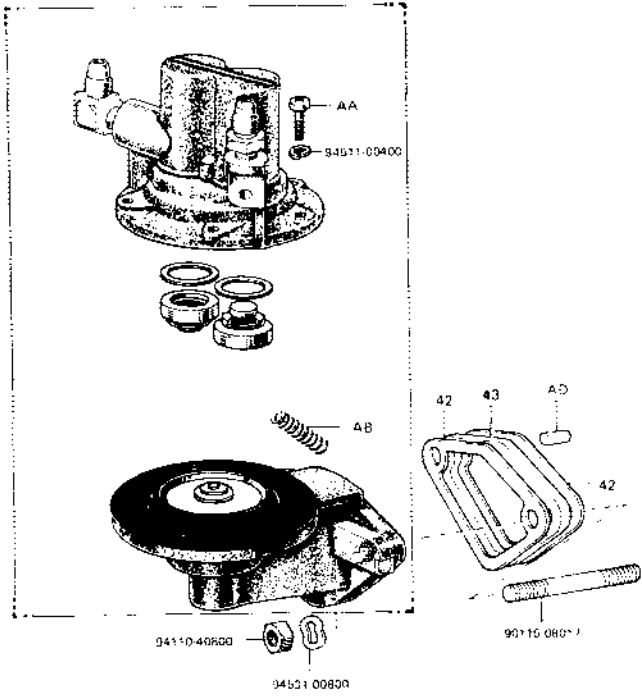


2106-001

PART NAME CODE	PART NAME	QTY
2106-10	ROD ASSY. GOVERNOR CONNECTING	1
2106-20	CASE SUB-ASSY. GOVERNOR	1
2106-30	COVER SUB-ASSY. FLYWEIGHT	1
2106-40	LEVER, GOVERNOR, NO.1	1
2106-41	LEVER, GOVERNOR, NO.2	1
2106-41A	BUSHING (FOR GOVERNOR LEVER)	2
2106-42	LEVER, FLYWEIGHT	1
2106-43	CASE, FLYWEIGHT	1
2106-44	SHAFT, GOVERNOR	1
2106-44A	SEAL, OIL (FOR GOVERNOR SHAFT)	1
2106-44B	BEARING (FOR GOVERNOR SHAFT)	2
2106-45	GASKET, GOVERNOR	1
2106-46	TENSIONER, SPRING	1
2106-47	BRACKET, SPRING	1
2106-AA	PLATE, FLYWEIGHT	1
2106-AB	BALL	6
2106-AC	GASKET	1
2106-AD	PLUG, W/HEAD STRAIGHT	1
2106-AE	PLUG, EXPANSION	1
2106-AF	SPRING, TORSION	1
2106-AG	SPRING, TENSION	1

5P

01



PART NAME	PART NAME	QTY
CODE		
2301-01	PUMP ASSY, FUEL	1
2301-42	GASKET, FUEL PUMP	2
2301-43	INSULATOR, FUEL PUMP	1
2301-AA	SCREW	5
2301-AB	SPRING, ROCKER ARM	1
2301-AD	PIN, STRAIGHT	1

2301-003

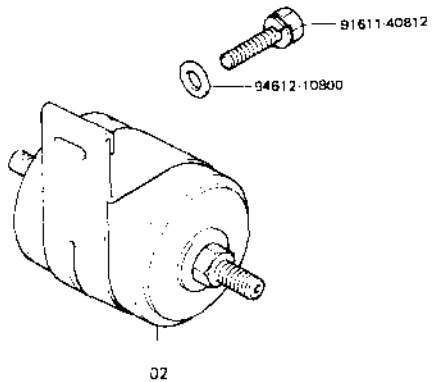
FIG. 2302
FUEL FILTER

2302

5P

85/01

5P



2302-005

PART NAME CODE	PART NAME	QTY
2302-02	FILTER ASSY, FUEL (ELEMENT NO SERVICE TYPE)	1

FIG. 2303
FUEL TANK & FUEL PIPE

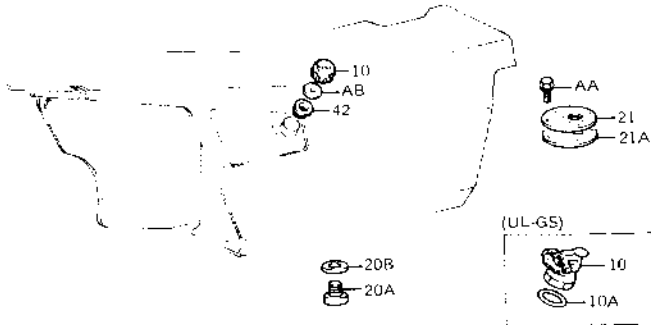
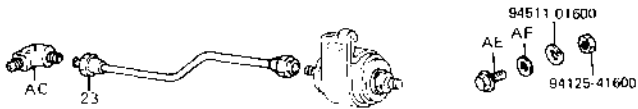
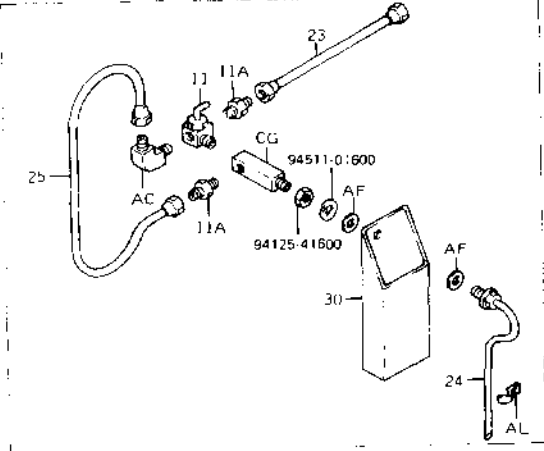
2303

5P

85/01

5P

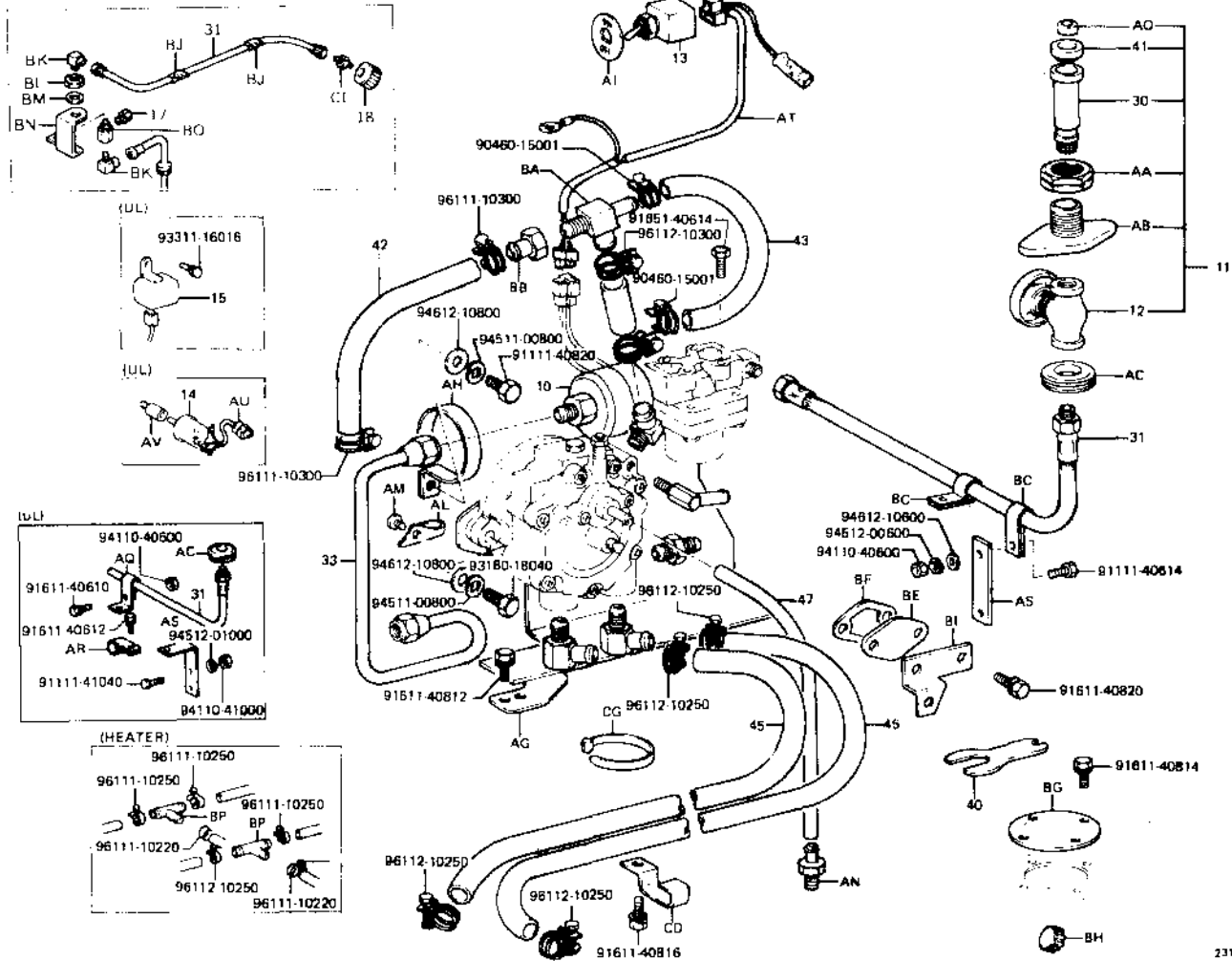
(UL-G5)



2303-070

PART NAME CODE	PART NAME	QTY
2303-10	CAP ASSY, FUEL TANK	1
2303-11	VALVE ASSY, SHUT-OFF	1
2303-11A	CONNECTOR (FOR SHUT-OFF VALVE)	2
2303-20A	PLUG, DRAIN (FOR FUEL TANK)	1
2303-20B	GASKET, DRAIN PLUG (FOR FUEL TANK)	1
2303-21	COVER SUB-ASSY, FUEL TANK	1
2303-21A	PACKING, FUEL TANK COVER	1
2303-23	PIPE SUB-ASSY, FUEL, NO.1	1
2303-24	PIPE SUB-ASSY, FUEL, NO.2	1
2303-25	PIPE SUB-ASSY, FUEL, NO.3	1
2303-30	TANK SUB-ASSY, SUB	1
2303-42	VALVE, BREATHER	1
2303-AA	BOLT	4
2303-AB	PLATE, SEPARATE	1
2303-AC	ELBOW	1
2303-AE	BOLT, FLANGE	1
2303-AF	GASKET	1
2303-AL	CLAMP	2
2303-CG	UNION	1

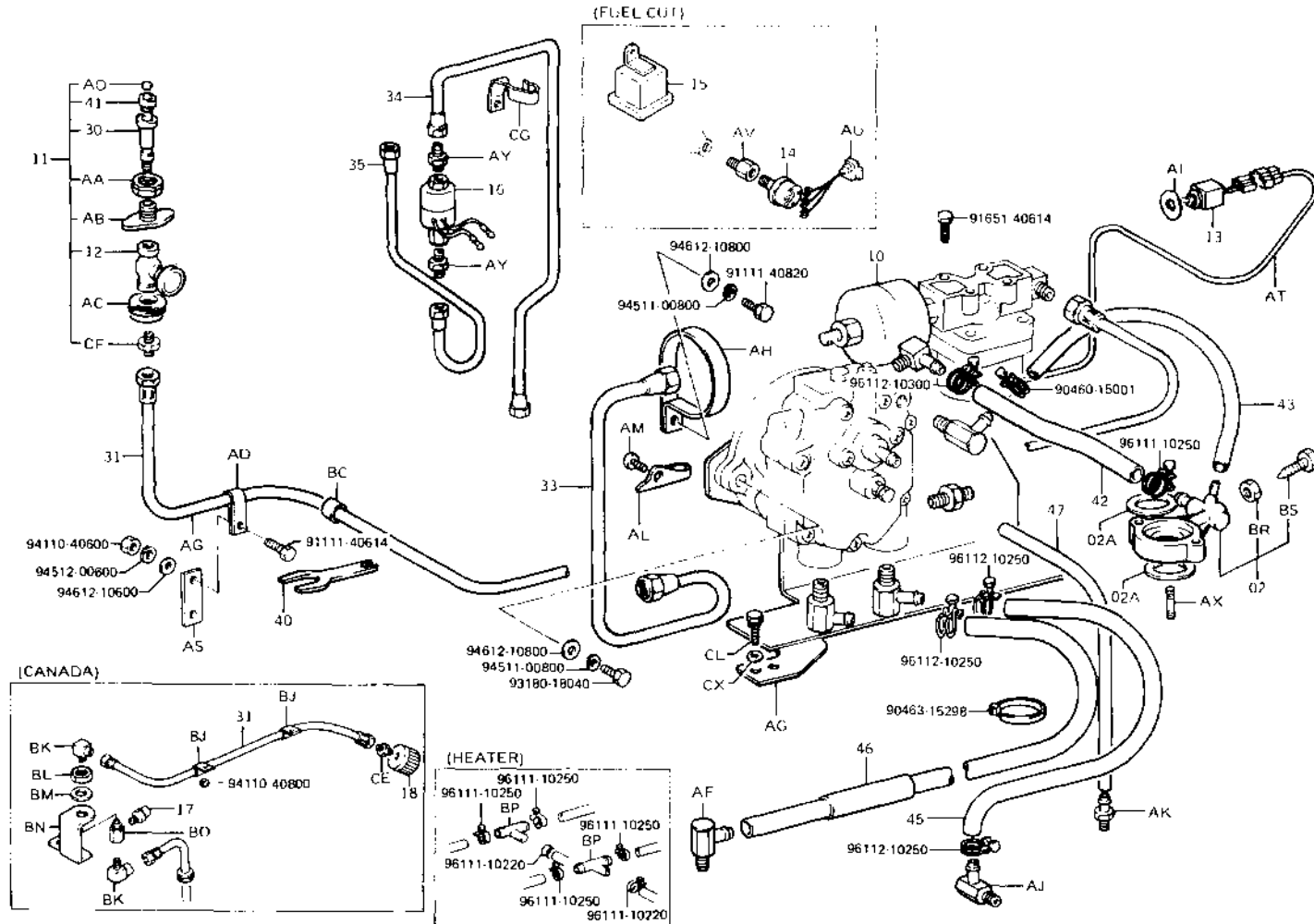
SP (EXCLUSIVE)



2311-033C

G107-001

5P (CONVERTIBLE)

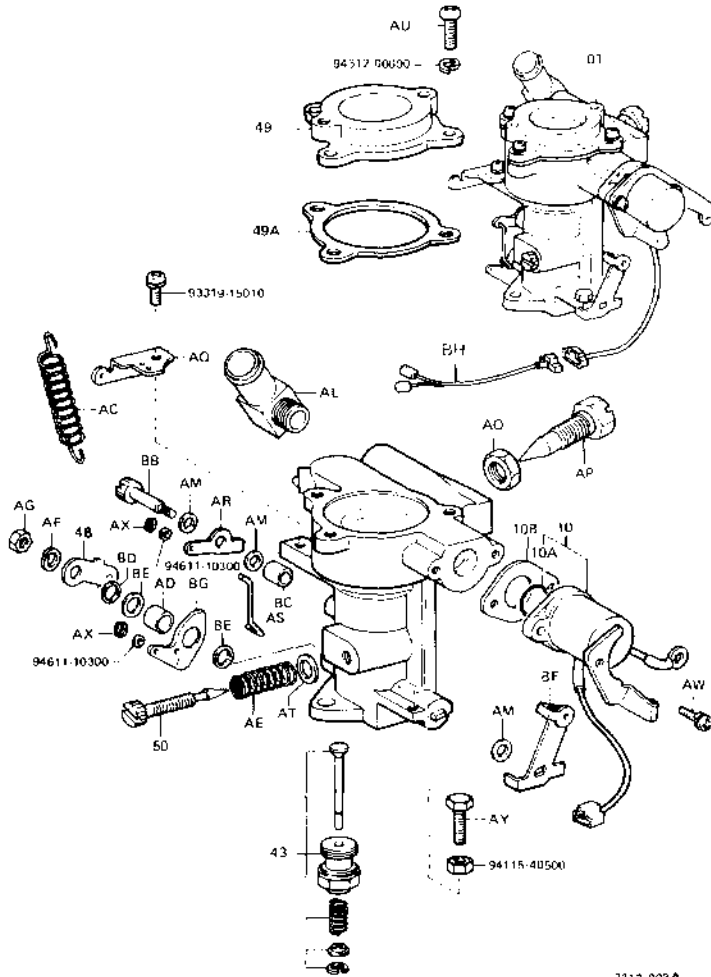


7311-026D

G107-002

PART NAME		QTY	PART NAME		QTY
CODE	PART NAME		CODE	PART NAME	
2311-02	ADAPTOR ASSY	1	2311-CR	BOOT	1
2311-02A	GASKET (FOR ADAPTOR)	1			
2311-10	VALVE ASSY, SOLENOID, LPG	1			
2311-11	CONNECTION ASSY, HIGH PRESSURE, LPG	1			
2311-12	VALVE ASSY, SERVICE	1			
2311-13	SWITCH ASSY, LPG	1			
2311-14	SWITCH ASSY, DIL PRESSURE (FOR LPG)	1			
2311-15	RELAY ASSY (FOR LPG)	1			
2311-16	VALVE ASSY, SOLENOID, GASOLINE	1			
2311-17	VALVE ASSY, RELIEF, LPG	1			
2311-78	COUPLING ASSY, LPG	1			
2311-30	SLEEVE SUB-ASSY, VALVE JOINT	1			
2311-31	HOSE SUB-ASSY, (CONTAINER TO FILTER)	1			
2311-33	PIPE SUB-ASSY, FUEL (VALVE TO REGULATOR)	1			
2311-34	PIPE SUB-ASSY, FUEL, NO.1 (FOR GASOLINE)	1			
2311-35	PIPE SUB-ASSY, FUEL, NO.2 (FOR GASOLINE)	1			
2311-40	WRENCH, LPG HOSE	1			
2311-41	PACKING, TANK VALVE JOINT	1			
2311-42	HOSE, FUEL MAIN (REGULATOR TO CARBURETOR)	1			
2311-43	HOSE, FUEL SLOW (REGULATOR TO CARBURETOR)	1			
2311-45	HOSE, WATER, NO.1	1			
2311-46	HOSE, WATER, NO.2	1			
2311-47	HOSE, VACUUM	1			
2311-AA	NUT, HEXAGON	1			
2311-AB	NUT, UNION	1			
2311-AC	GROMMET	1			
2311-AF	UNION	1			
2311-AG	BRACKET, REGULATOR	1			
2311-AH	CLAMP	1			
2311-AI	LABEL	1			
2311-AJ	JOINT, WATER HOSE	1			
2311-AL	CLAMP	1			
2311-AM	SCREW	1			
2311-AN	UNION	1			
2311-AO	HOLDER	1			
2311-AQ	CLAMP	2			
2311-AS	STAY SUB-ASSY	1			
2311-AT	HARNESS, WIRE	1			
2311-AU	HARNESS	1			
2311-AV	JOINT	1			
2311-AX	BOLT, STUD	1			
2311-AY	UNION	2			
2311-BA	UNION	1			
2311-BB	UNION	1			
2311-BC	CLAMP	1			
2311-BD	HARNESS	1			
2311-BE	PLUG, PLATE	1			
2311-BF	GASKET, FUEL PLUG	1			
2311-BG	COVER, FUEL TANK	1			
2311-BH	CAP, FUEL	1			
2311-BI	BRACKET, SPRING	1			
2311-BJ	CLAMP	2			
2311-BK	ELBOW	2			
2311-BL	NUT	1			
2311-BM	WASHER	1			
2311-BN	BRACKET	1			
2311-BO	FITTING	1			
2311-BP	3-WAY SUB-ASSY	1			
2311-BR	NUT	1			
2311-BS	SCREW	1			
2311-CE	CONNECTOR	1			
2311-CF	CONNECTOR	1			
2311-CG	CLAMP	1			
2311-CL	BOLT, W/WASHER	2			

5P (EXCLUSIVE)

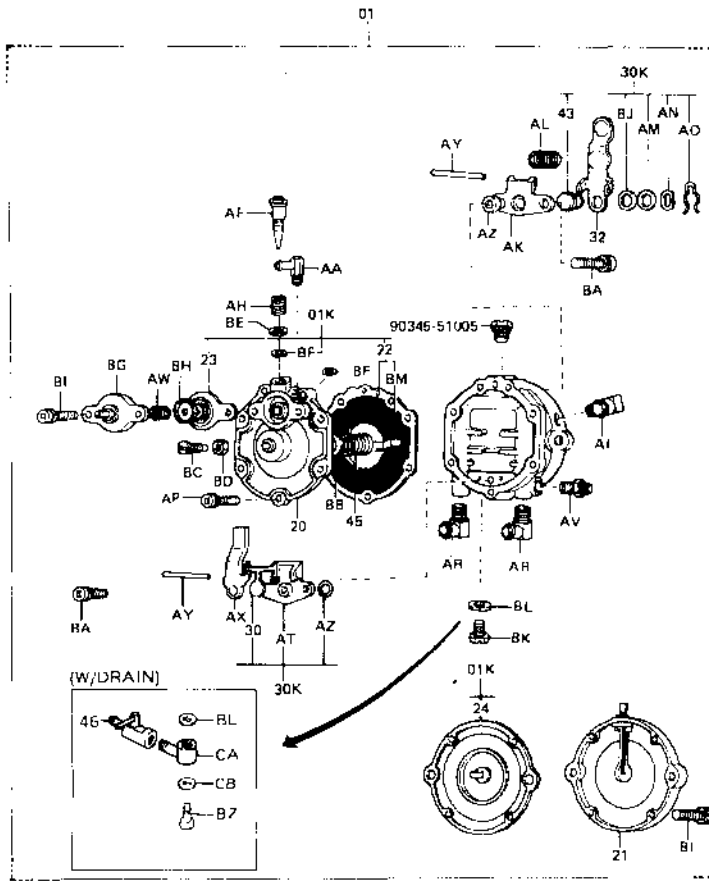


2312-003A

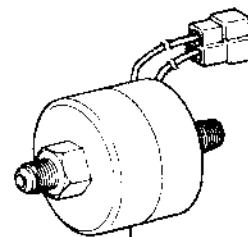
PART NAME	PART NAME	QTY
CODE		
2312-01	CARBURETOR ASSY, LPG	1
2312-10	VALVE ASSY, SOLENOID	1
2312-10A	RING, O (FOR SOLENOID VALVE)	1
2312-10B	GASKET (FOR SOLENOID VALVE)	1
2312-43	VALVE, POWER	1
2312-48	LEVER, THROTTLE	1
2312-49	HORN, AIR	1
2312-49A	GASKET, AIR HORN	1
2312-50	SCREW, THROTTLE ADJUST	1
2312-AC	SPRING, THROTTLE BACK	1
2312-AD	COLLAR	1
2312-AE	SPRING, IDLE ADJUST SCREW	1
2312-AF	WASHER, LOCK	1
2312-AG	NUT, THROTTLE LEVEL SET	1
2312-AL	UNION	1
2312-AD	NUT, POWER JET	1
2312-AP	SCREW, POWER JET	1
2312-AQ	BRACKET	1
2312-AR	LEVER	1
2312-AS	LINK	1
2312-AU	PLUG	3
2312-AW	SCREW	2
2312-AX	RING, SNAP	2
2312-AY	SCREW	1
2312-BB	SCREW	1
2312-BC	COLLAR	1
2312-BD	RING, RETAINER	1
2312-BE	SHIM	2
2312-BF	WASHER, PLATE	1
2312-BG	LEVER, ACCELERATOR	1
2312-BH	HARNESS	1

5P (CONVERTIBLE)

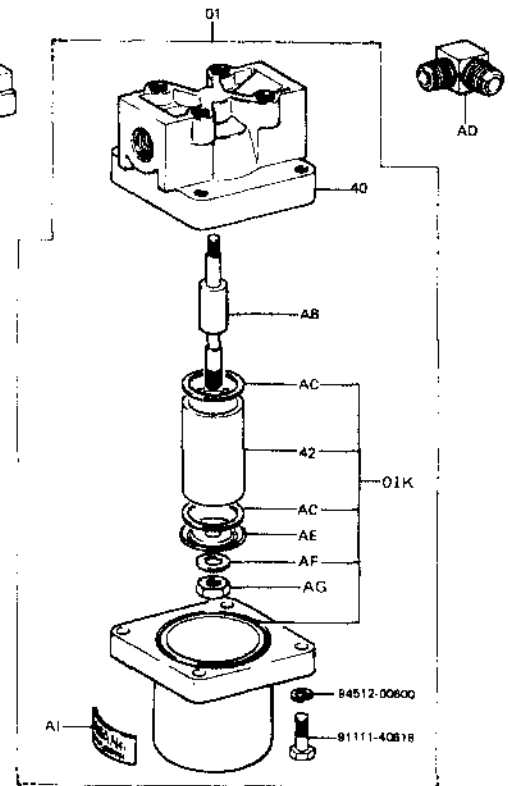
5P (EXCLUSIVE)



2314 002R



Refer to FIG. 2311

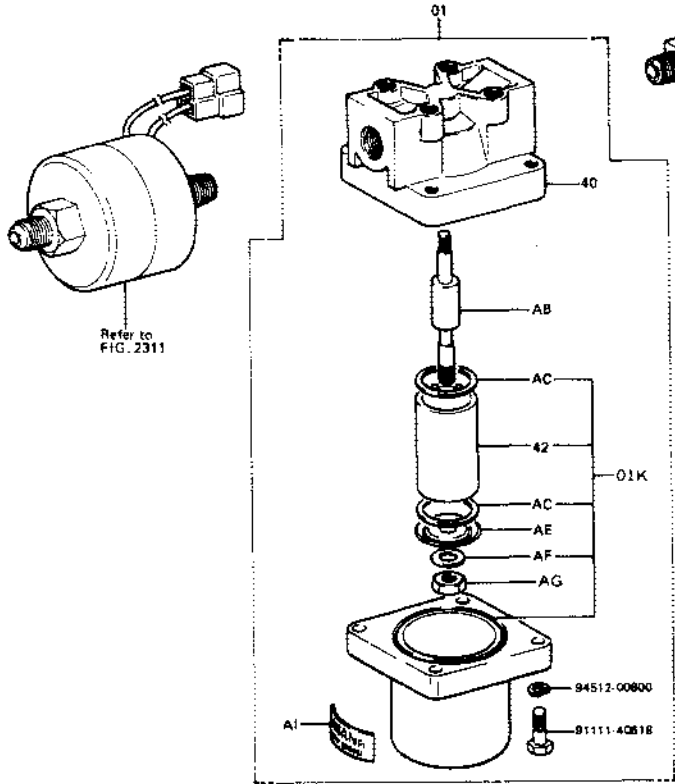


2315 002R

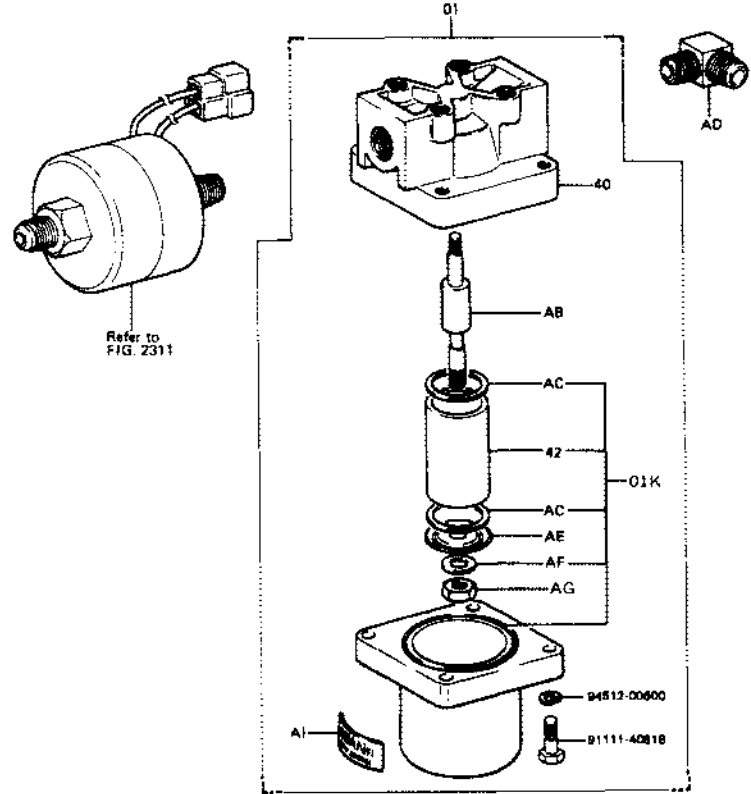
PART NAME CODE	PART NAME	QTY
2314-01	REGULATOR ASSY, LPG	1
2314-01K	DIAPHRAGM D/H KIT	1
2314-20	COVER SUB-ASSY, 1ST REGULATOR	1
2314-21	COVER SUB-ASSY, 2ND REGULATOR	1
2314-22	DIAPHRAGM SUB-ASSY, 1ST	1
2314-23	DIAPHRAGM SUB-ASSY, VACUUM LOCK	1
2314-24	DIAPHRAGM SUB-ASSY, 2ND REGULATOR	1
2314-30	VALVE SUB-ASSY, 1ST	1
2314-30K	VALVE D/H KIT	1
2314-32	LEVER SUB-ASSY, 2ND VALVE	1
2314-43	VALVE, ELASTIC FACE	1-2
2314-45	SPRING, 1ST REGULATOR	1
2314-46	COCK, DRAIN	1
2314-AA	UNION	1
2314-AF	SCREW, IDLE ADJUST	1
2314-AH	SPRING, IDLE ADJUST SCREW	1
2314-AJ	UNION	1
2314-AK	SEAT, 2ND VALVE	1
2314-AL	SPRING, 2ND REGULATOR	1
2314-AM	RETAINER, WIRE SUPPORT	1
2314-AN	WASHER, WAVE	1
2314-AD	RING, SNAP	1
2314-AP	SCREW	7
2314-AR	UNION	1
2314-AT	SEAT, 1ST VALVE	1
2314-AV	UNION	1
2314-AW	SPRING, VACUUM LOCK DIAPHRAGM	1
2314-AX	LEVER, 1ST VALVE	1
2314-AY	PIN	2
2314-AZ	RING, O	2
2314-BA	SCREW	4
2314-BB	GUIDE, SPRING	1
2314-BC	SCREW	1
2314-BD	NUT	1
2314-BE	WASHER	1
2314-BF	RING, O	2
2314-BG	COVER	1
2314-BH	SHELL	1
2314-BJ	SCREW	6
2314-BJ	WASHER	1
2314-BK	PLUG	1
2314-BL	GASKET	1
2314-BM	DIAPHRAGM	1
2314-BZ	BOLT, UNION	1
2314-CA	UNION	1
2314-CB	GASKET	1

5P (CONVERTIBLE)

5P (EXCLUSIVE)



2315-002B



2315-002B

PART NAME		QTY
CODE	PART NAME	
2315-01	FILTER ASSY, LPG	1
2315-01K	ELEMENT KIT	1
2315-40	BODY, FILTER	1
2315-42	ELEMENT, FILTER	1
2315-AB	BOLT SUB-ASSY, STUD	1
2315-AC	GASKET	2
2315-AD	UNION	1
2315-AE	PLATE, ELEMENT	1
2315-AF	GASKET	1
2315-AG	NUT, SET	1

FIG-2316
LPG CONTAINER & BRACKET

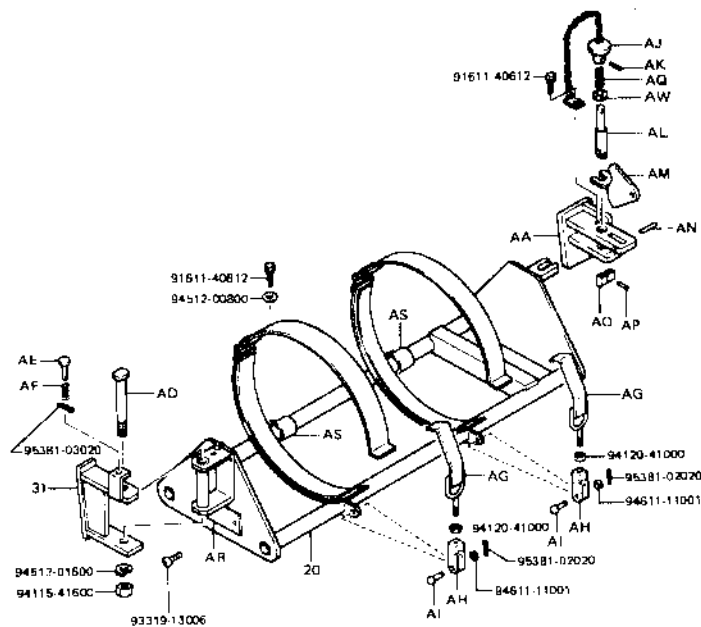
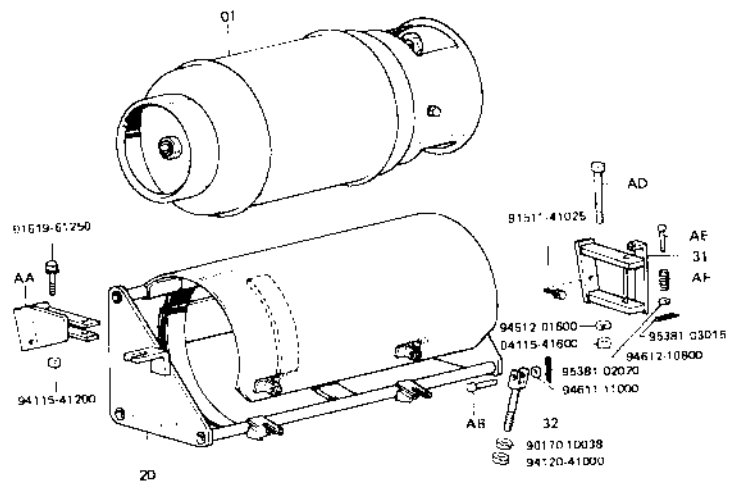
2316

5P

85/01

5P (CONVERTIBLE-EXCLUSIVE)

5P (CONVERTIBLE-CANADA)(EXCLUSIVE-UL)



2316 001

2316-002A

PART NAME CODE	PART NAME	QTY
2316-01	CONTAINER ASSY, LPG	1
2316-20	BRACKET SUB-ASSY, LPG CONTAINER	1
2316-52	ROD SUB-ASSY, BRACKET SET	2
2316-AB	PIN	2
2316-AD	SHAFT	1
2316-AE	PIN	1
2316-AF	SPRING	1
2316-AG	CLAMP SUB-ASSY	2
2316-AH	CLEVIS	2
2316-AI	PIN	2
2316-AJ	KNOB SUB ASSY	1
2316-AK	PIN, SPRING	1
2316-AL	PIN, STOPPER	1
2316-AM	STOPPER SUB-ASSY	1
2316-AN	PIN, SPRING	1
2316-AO	STOPPER, LOWER	1
2316-AP	PIN, SPRING	1
2316-AQ	SPRING	1
2316-AR	PLATE, CUSHION	1
2316-AS	CLAMP	2
2316-AW	WASHER, PLATE	1

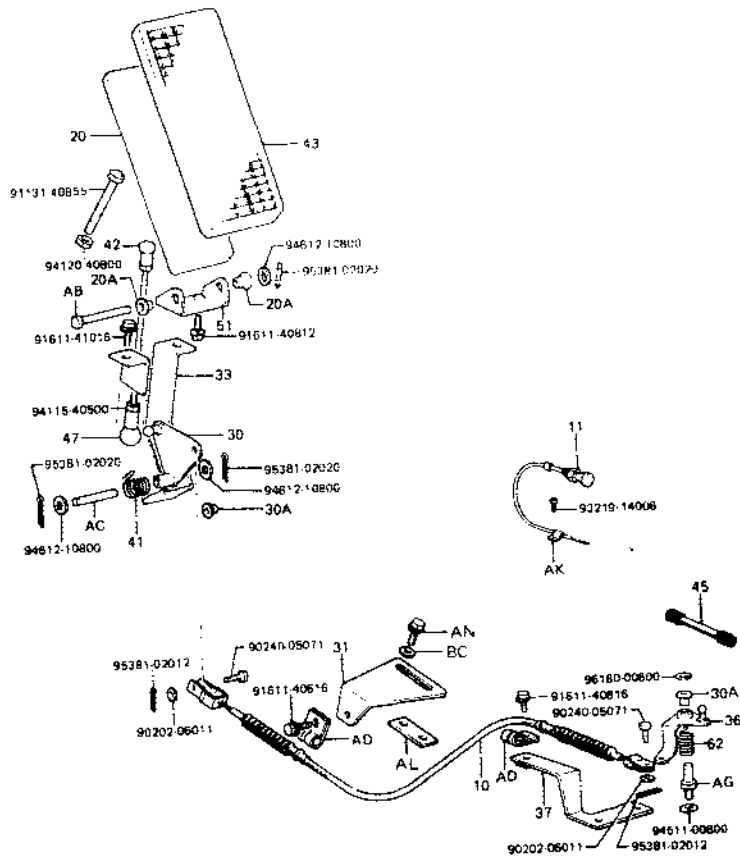
FIG. 2601
ACCELERATOR LINK

2601

5P

85/01

5P



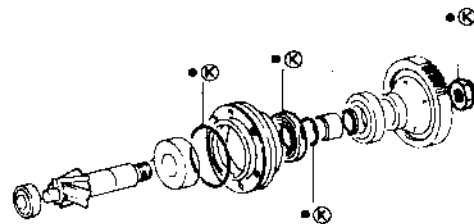
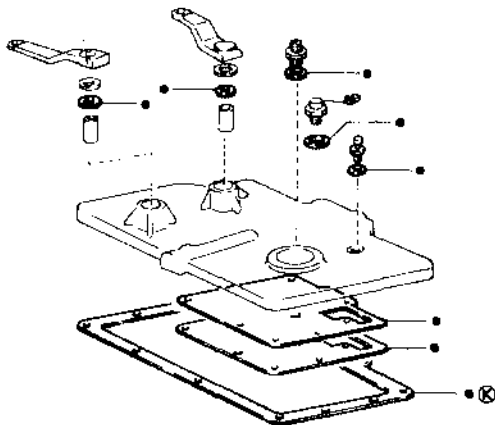
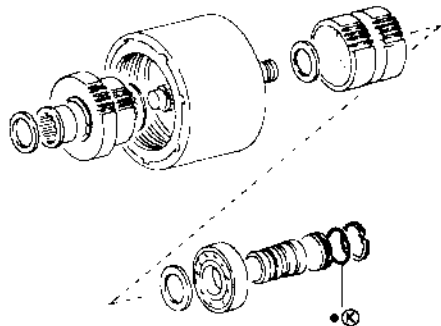
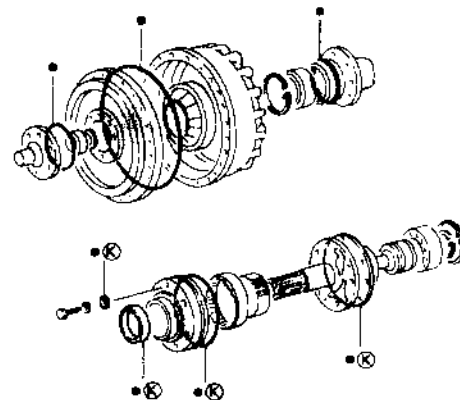
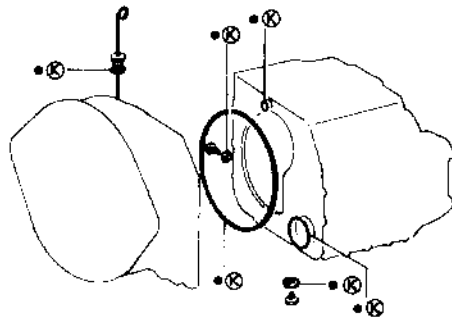
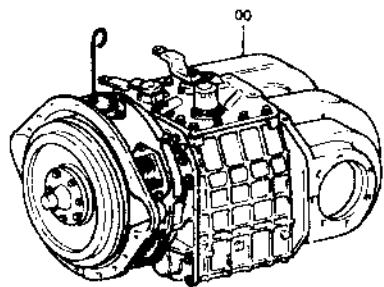
2601 073A

PART NAME	PART NAME	QTY
CODE		
2601-10	WIRE ASSY, ACCELERATOR FLEXIBLE	1
2601-11	WIRE ASSY, CHOKE	1
2601-20	PEDAL SUB-ASSY, ACCELERATOR	1
2601-20A	BUSH (FOR ACCELERATOR PEDAL)	2
2601-30	ARM SUB-ASSY, ACCELERATOR LINK, NO.1	1
2601-30A	BUSH (FOR ACCELERATOR LINK ARM)	3
2601-31	BRACKET SUB-ASSY, ACCELERATOR WIRE, NO.1	1
2601-33	BRACKET SUB-ASSY, ACCELERATOR ARM, NO.1	1
2601-36	ARM SUB-ASSY, ACCELERATOR LINK, NO.2	1
2601-37	BRACKET SUB-ASSY, ACCELERATOR WIRE, NO.2	1
2601-41	SPRING, TORSION, NO.1	1
2601-42	ROD, ACCELERATOR PEDAL	1
2601-43	IPAD, PEDAL	1
2601-45	ROD, ACCELERATOR, NO.1	1
2601-47	END, CONNECTING ROD, NO.1	2
2601-51	BRACKET, PEDAL	1
2601-62	SPRING, TORSION, NO.2	1
2601-AA	BUSH	1
2601-AB	PIN, W/HOLE	1
2601-AC	PIN	1
2601-AD	CLAMP	2
2601-AG	SHAFT, ACCELERATOR LINK	1
2601-AL	SPACER	1
2601-AN	BOLT	2

MEMO

ATM

01K --- (INCL. ●)
03K --- (INCL. ⊗)



3201-D14A

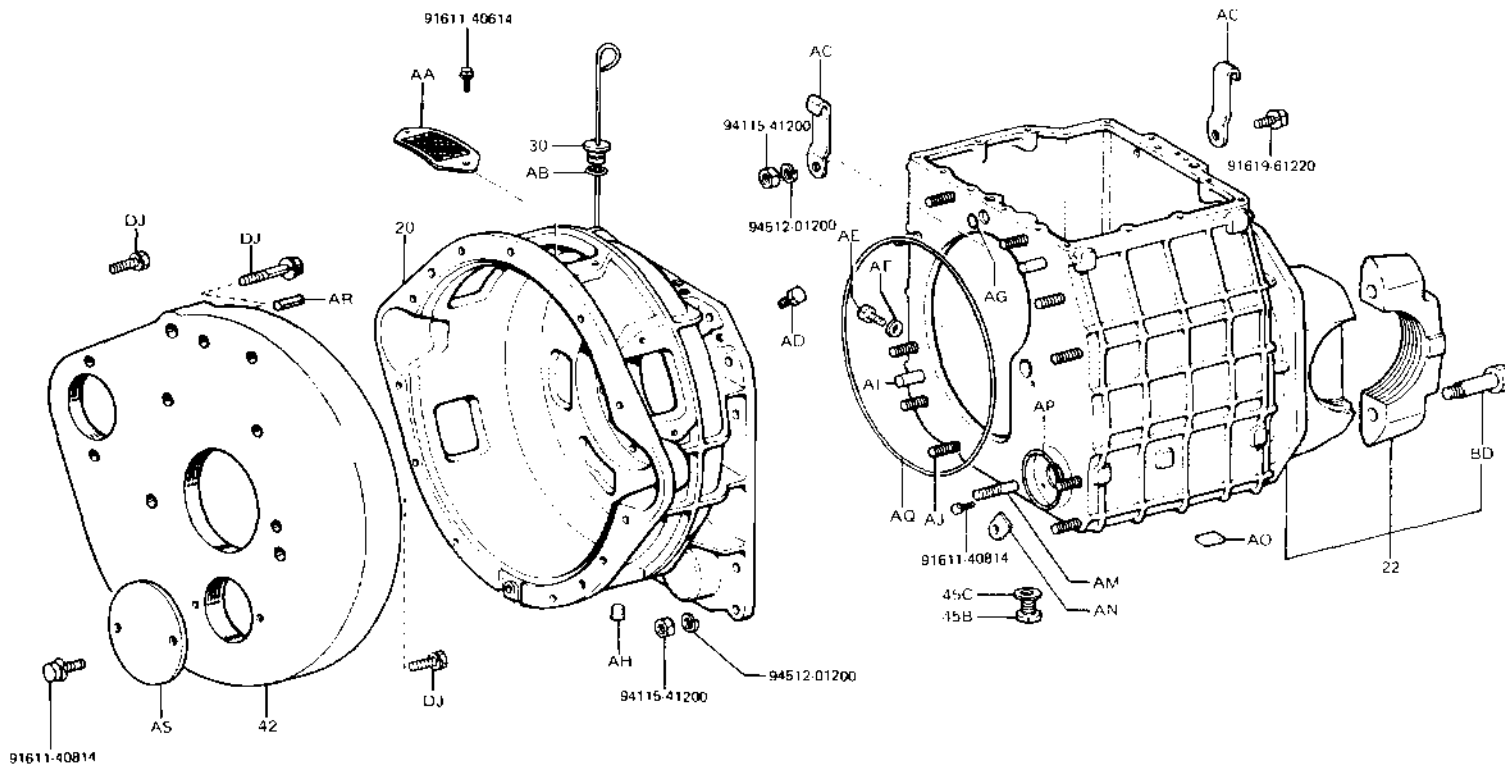
FIG. 3201
TORQUE CONVERTER HOUSING

3201

ATM

85/01

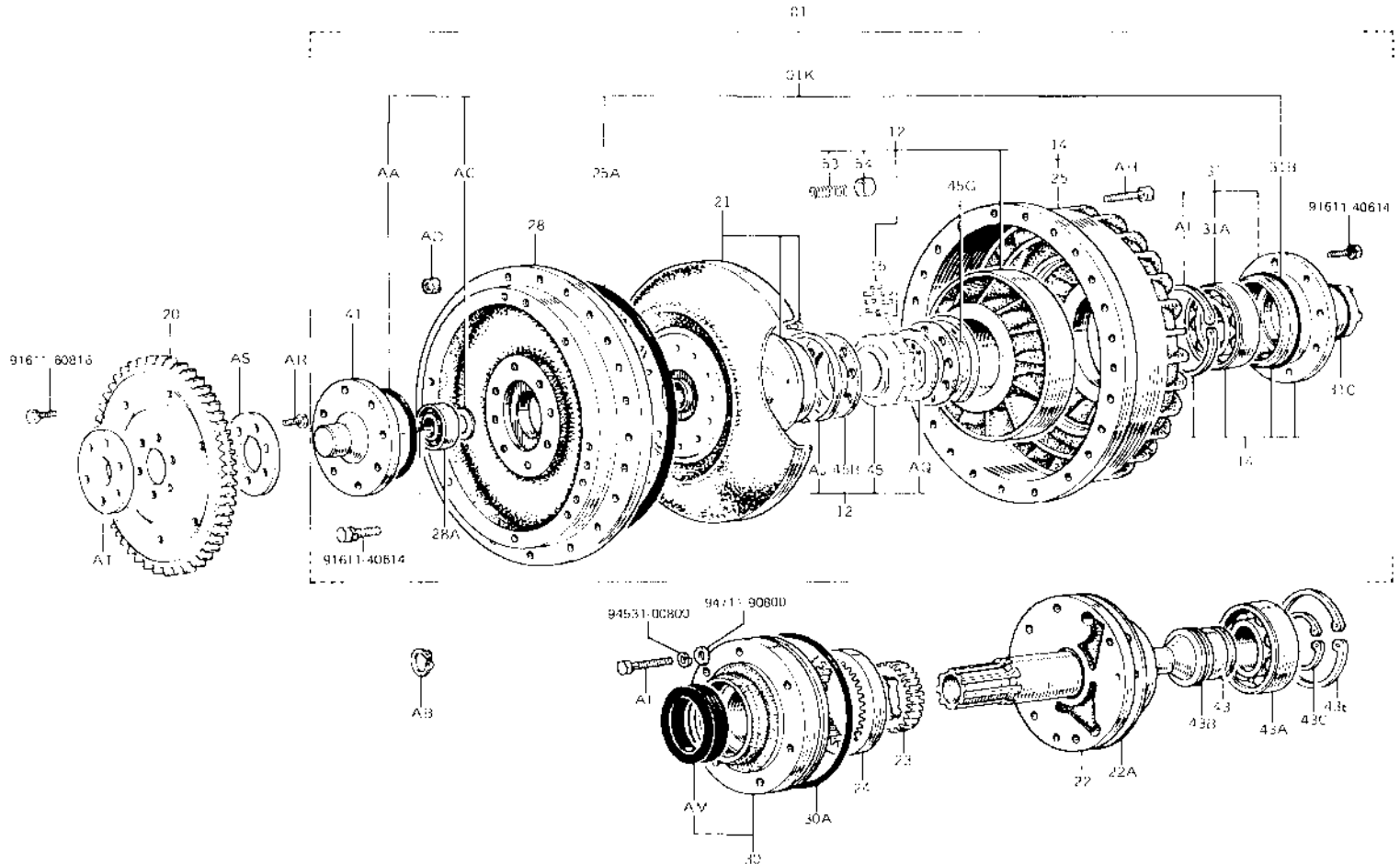
ATM



3201 0950

PART NAME CODE	PART NAME	QTY
3201-00	TRANSMISSION ASSY, AUTOMATIC, W/DIFFERENTIAL	1
3201-01K	TRANSMISSION O/H KIT, AUTOMATIC	1
3201-03K	TRANSMISSION O/H KIT (FOR TORQUE CONVERTER)	1
3201-20	CASE SUB-ASSY, TORQUE CONVERTER, NO.1	1
3201-22	CASE SUB-ASSY, TRANSMISSION	1
3201-30	GAGE SUB-ASSY, OIL LEVEL	1
3201-42	PLATE, TORQUE CONVERTER END	1
3201-45B	PLUG, DRAIN	1
3201-45C	GASKET (FOR DRAIN PLUG)	1
3201-AA	COVER, COOLING AIR	1
3201-AB	RING, O	1
3201-AC	HANGER	2
3201-AD	PLUG	1
3201-AE	PLUG, W/HEAD STRAIGHT SCREW	1
3201-AF	GASKET	1
3201-AG	RING, O	1
3201-AH	PLUG, TAPER SCREW	1
3201-AI	PIN, STRAIGHT	2
3201-AJ	BOLT, STUD	10
3201-AM	BOLT, STUD	1
3201-AN	PLATE, LOCK	1
3201-AD	MAGNET	1
3201-AP	RING, O	1
3201-AQ	RING, O	1
3201-AR	PIN, STRAIGHT	2
3201-AS	PLATE, COVER	1
3201-BD	BOLT, DIFFERENTIAL CARRIER CAP	4
3201-DJ	BOLT	3-12

ATM



3202 832L

G107-001

PART NAME CODE	PART NAME	QTY
3202-01	TORQUE CONVERTER ASSY	1
3202-01K	TORQUE CONVERTER O/H KIT	1
3202-12	STATOR ASSY	1
3202-14	IMPELLER ASSY, PUMP	1
3202-15	ROLLER BEY (FOR STATOR)	1
3202-20	GEAR SUB-ASSY, DRIVE PLATE & RING	1
3202-21	RUNNER SUB-ASSY, TURBINE	1
3202-22	SHAFT SUB-ASSY, STATOR	1
3202-22A	PACKING (FOR STATOR SHAFT)	1
3202-23	GEAR SUB-ASSY, OIL PUMP DRIVE	1
3202-24	GEAR SUB-ASSY, OIL PUMP DRIVEN	1
3202-25	IMPELLER SUB-ASSY, PUMP	1
3202-25A	RING, O (FOR PUMP IMPELLER)	1
3202-28	COVER SUB-ASSY, DRIVE (DISC SUB-ASSY)	1
3202-28A	BEARING (FOR DRIVE COVER)	1
3202-30	CASE SUB-ASSY, OIL PUMP	1
3202-30A	RING, O (FOR OIL PUMP CASE)	1
3202-31	EXTENSION SUB-ASSY, PUMP IMPELLER (BOSS)	1
3202-31A	BEARING, PUMP IMPELLER EXTENSION	1
3202-31B	RING, O (FOR PUMP IMPELLER EXTENSION)	1
3202-31C	RING, SEAL (FOR PUMP IMPELLER EXTENSION)	1
3202-41	PIECE, CENTER (BOSS, PILDY)	1
3202-43	SHAFT, TURBINE (SHAFT, INPUT)	1
3202-43A	BEARING, TURBINE SHAFT	1
3202-43B	RING, SEAL (FOR TURBINE SHAFT)	2
3202-43C	RING, SHAFT SNAP (FOR TURBINE SHAFT BEARING)	1
3202-43E	RING, HOLE SNAP (FOR TURBINE SHAFT BEARING)	1
3202-45	HUB (FACE, INNER)	1
3202-45B	WASHER, THRUST, NO.1 (FOR HUB)	2
3202-45G	COLLAR (FOR HUB)	1
3202-53	SPRING (FOR STATOR)	8
3202-54	CAP, SPRING (FOR STATOR)	8
3202-AA	RING, O	1
3202-AB	RING, SHAFT SNAP	1
3202-AC	WASHER, TURBINE, FRONT	1
3202-AD	NUT	20
3202-AH	BOLT	20
3202-AI	RING, HOLE SNAP	1
3202-AJ	RING, HOLE	2
3202-AL	BOLT	6
3202-AM	SEAL, TYPE D OIL	1
3202-AQ	PLATE, THRUST	2
3202-AR	BOLT	6
3202-AS	SPACER, DRIVE PLATE	1
3202-AT	SUPPORT, CENTERING	1

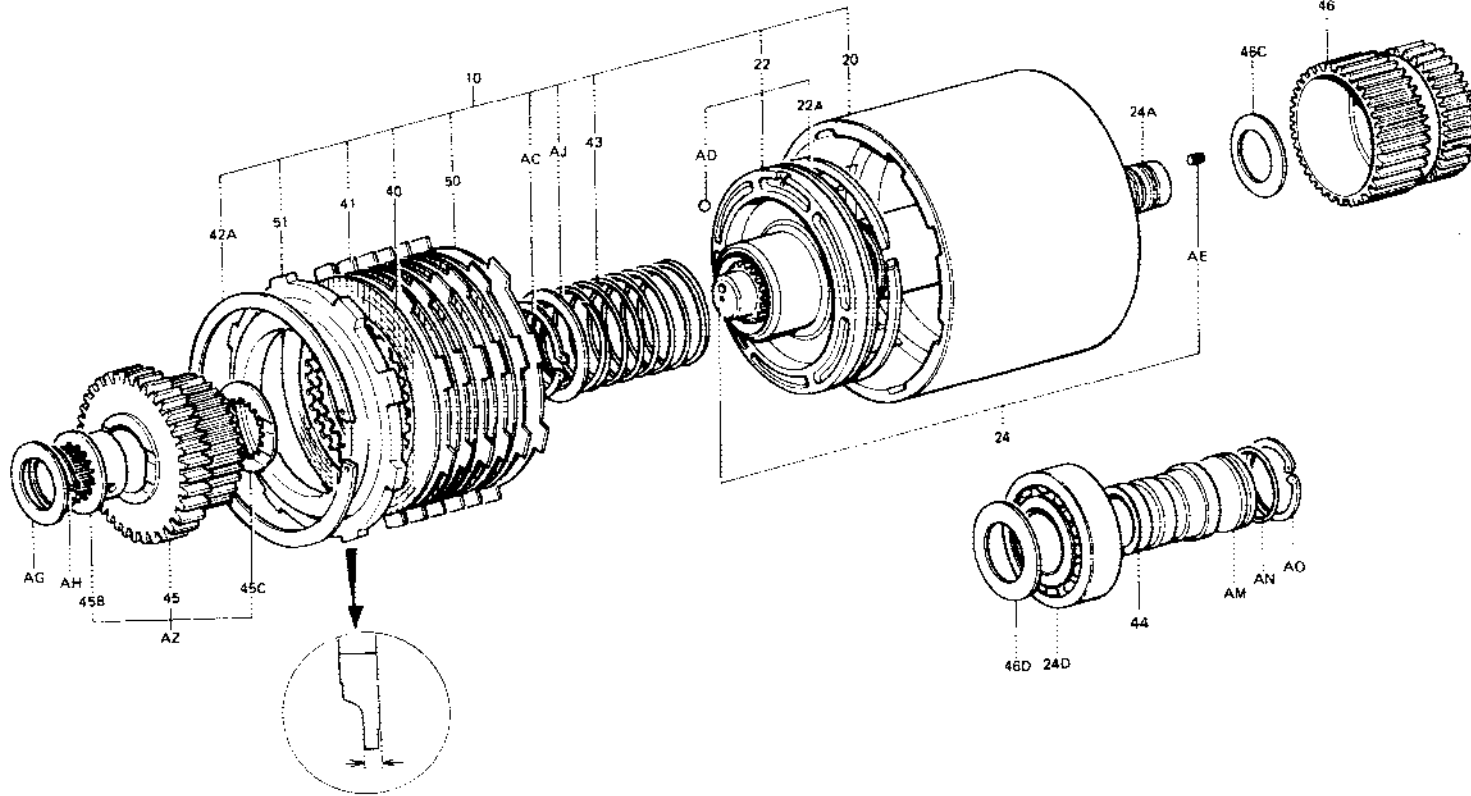
FIG. 3203
TORQUE CONVERTER CLUTCH

3203

ATM

85/01

ATM



3203-002C

PART NAME	PART NAME	QTY
CODE		
3203-10	DRUM ASSY, CLUTCH, NO.1	1
3203-20	DRUM SUB-ASSY, CLUTCH, NO.1	1
3203-22	PISTON SUB-ASSY, CLUTCH, NO.1	2
3203-22A	RING, PISTON (FOR CLUTCH PISTON)	2
3203-24	SHAFT SUB-ASSY, CLUTCH, NO.1	1
3203-24A	RING, SEAL (FOR CLUTCH SHAFT)	3
3203-24D	BEARING, NO.1 (FOR NO.1 CLUTCH SHAFT)	1
3203-40	DISC, CLUTCH	10
3203-41	PLATE, CLUTCH	10
3203-42A	RING, HOLE SNAP (FOR CLUTCH PRESSURE PLATE)	2
3203-43	SPRING, CLUTCH RETURN	2
3203-44	COLLAR, SERVO	1
3203-45	GEAR, CLUTCH (FORWARD)	1
3203-45B	COLLAR (FOR FORWARD CLUTCH GEAR)	1
3203-45C	WASHER, THRUST (FOR FORWARD CLUTCH GEAR)	1
3203-46	GEAR, CLUTCH (REVERSE)	1
3203-46C	WASHER, THRUST, NO.1 (FOR REVERSE GEAR)	1
3203-46D	WASHER, THRUST, NO.2 (FOR REVERSE GEAR)	1
3203-50	PLATE, CLUTCH CAMBER	2
3203-51	PLATE, CLUTCH BACKING	2
3203-AC	RING, SHAFT SNAP	2
3203-AD	BALL	2
3203-AE	PLUG, STRAIGHT	2
3203-AG	WASHER, WAVE	1
3203-AH	RING, SHAFT SNAP	1
3203-AJ	RETAINER, SPRING	2
3203-AM	CAP, MAIN SHAFT	1
3203-AN	RING, O	1
3203-AD	RING, HOLE SNAP	1
3203-AZ	GEAR SET, FORWARD	1

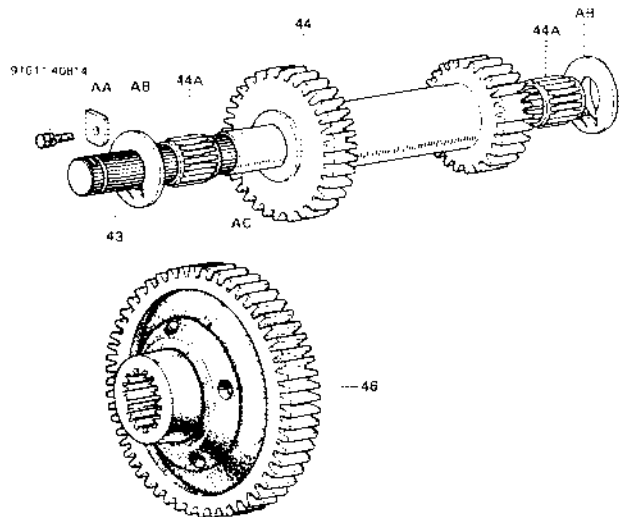
FIG. 3204
TORQUE CONVERTER GEAR

3204

ATM

85/01

ATM



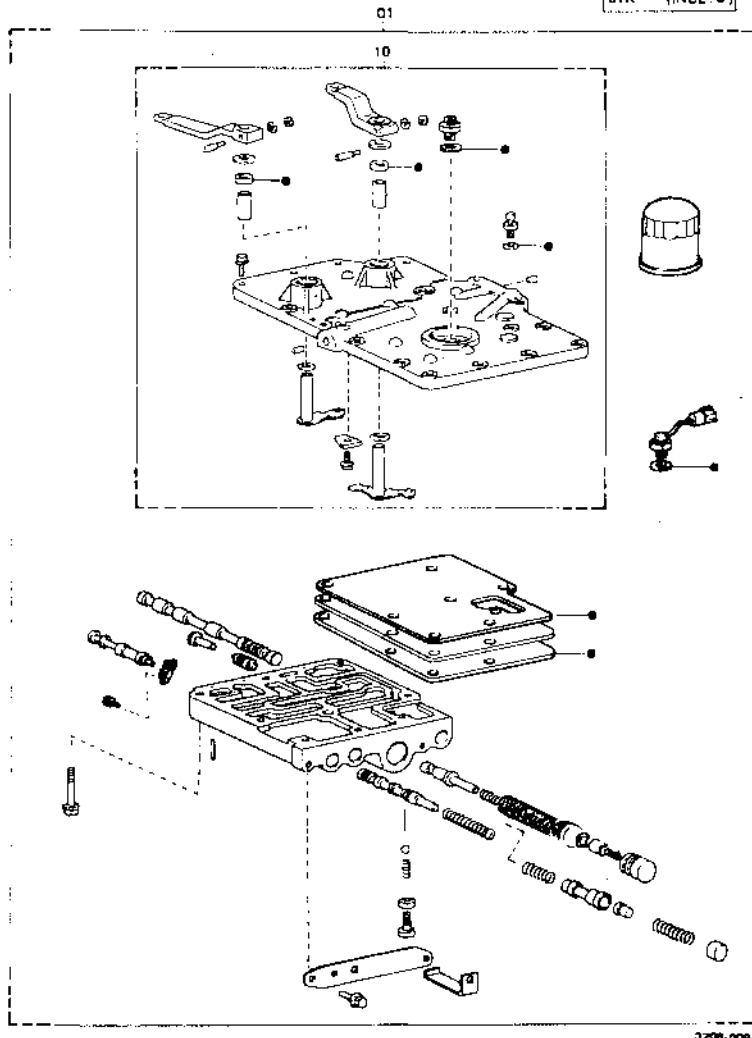
PART NAME		QTY
CODE	PART NAME	
3204-43	SHAFT, IDLE	1
3204-44	GEAR, IDLE, NO.1	1
3204-44A	BEARING (FOR IDLE GEAR)	2
3204-46	GEAR, OUTPUT, NO.1	1
3204-AA	LOCK, SHAFT	1
3204-AB	WASHER	2
3204-AC	SPACER, IDLER SHAFT	1

3204 002

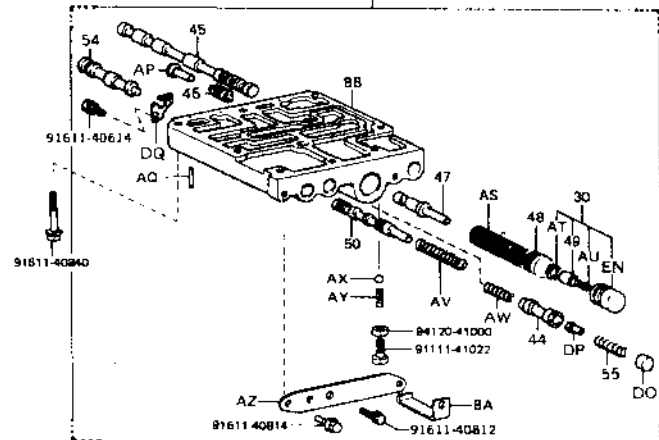
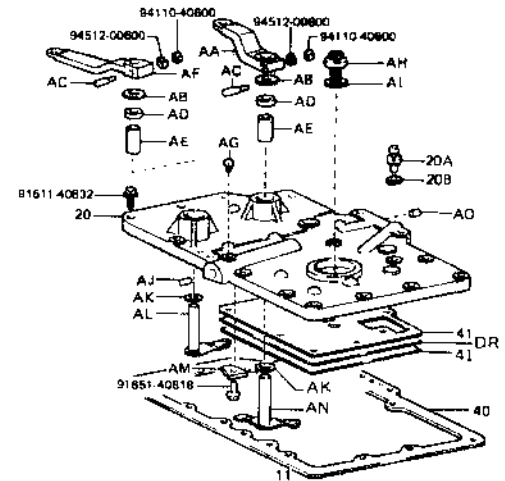
ATM

ATM

OIK --- (INCL. ●)



3206-008 A



3206-0106

G107-001

PART NAME	PART NAME	QTY
CODE		
3206-01	COVER & VALVE ASSY, TRANSMISSION	1
3206-01K	COVER O/H KIT, TRANSMISSION	1
3206-10	COVER ASSY, CONTROL VALVE SMALL UPPER	1
3206-11	VALVE ASSY, CONTROL, W/REGULATOR VALVE	1
3206-20	COVER SUB-ASSY, UPPER	1
3206-20A	PLUG, BREATHER	1
3206-20B	GASKET (FOR BREATHER PLUG)	1
3206-30	BODY SUB-ASSY, ORIFICE VALVE	1
3206-40	PACKING, TRANSMISSION COVER	1
3206-41	PACKING, CONTROL VALVE BODY	2
3206-44	VALVE, INCHING	1
3206-45	VALVE, SELECTOR	1
3206-46	VALVE, CHANGE	1
3206-47	VALVE, MODULATOR	1
3206-48	PISTON, MODULATOR	1
3206-49	VALVE, DRIFICE	1
3206-50	VALVE, REGULATOR	1
3206-AA	LEVER, SHIFT	1
3206-AB	WASHER, PLATE	2
3206-AC	PIN, LEVER LOCK	2
3206-AD	SEAL, OIL	1
3206-AE	BUSH	2
3206-AF	LEVER, INCHING	1
3206-AG	PLUG	2
3206-AH	NIPPLE	1
3206-AI	GASKET	1
3206-AJ	PLUG, STRAIGHT	2
3206-AK	WASHER, PLATE	2
3206-AL	LEVER SUB-ASSY, INCHING CAM	1
3206-AM	PLATE, ADJUST SHIFT	2
3206-AN	LEVER SUB-ASSY, SHIFT CAM	1
3206-AQ	PLUG, STRAIGHT	2
3206-AP	STOPPER, CHANGE VALVE	1
3206-AQ	PIN, SPRING	2
3206-AS	SPRING, MODULATOR OUTER	1
3206-AT	RING, SNAP	1
3206-AU	SPRING, ORIFICE VALVE	1
3206-AV	SPRING, REGULATOR VALVE	1
3206-AW	SPRING, INCHING VALVE	1
3206-AX	BALL, STEEL	1
3206-AY	SPRING	1
3206-AZ	PLATE, HOLDER SPRING	1
3206-BA	PLATE, OIL SEPARATOR	1
3206-BB	BODY, CONTROL VALVE	1
3206-DD	STOPPER, INCHING SPRING	1
3206-DP	ROD, SPRING STOPPER	1
3206-DQ	PLATE, VALVE HOLDER	1
3206-DR	PLATE, CONTROL VALVE BODY	1
3206-EN	BODY, ORIFICE VALVE	1

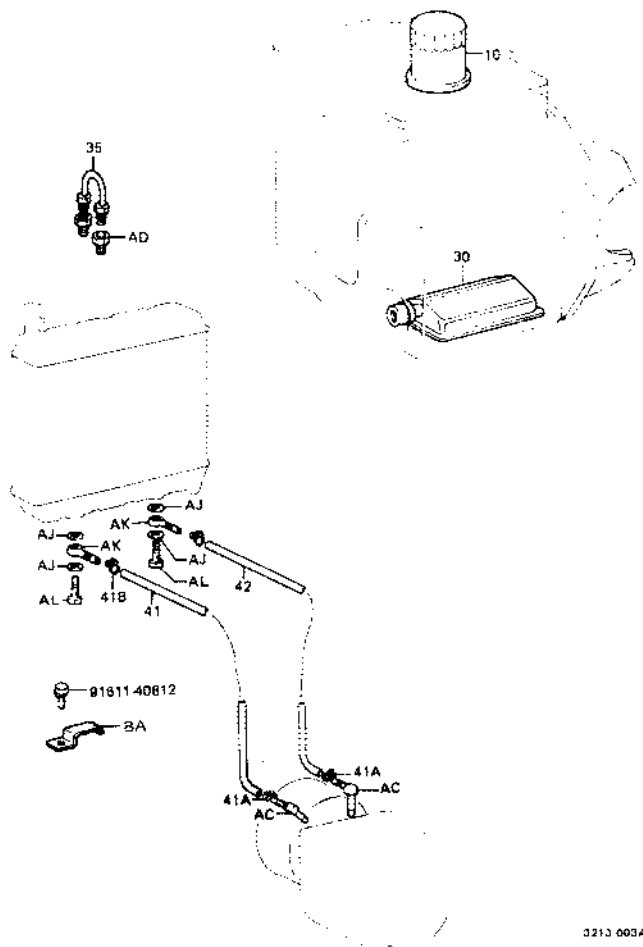
FIG. 3213
TORQUE CONVERTER PIPING

3213

ATM

85/01

ATM

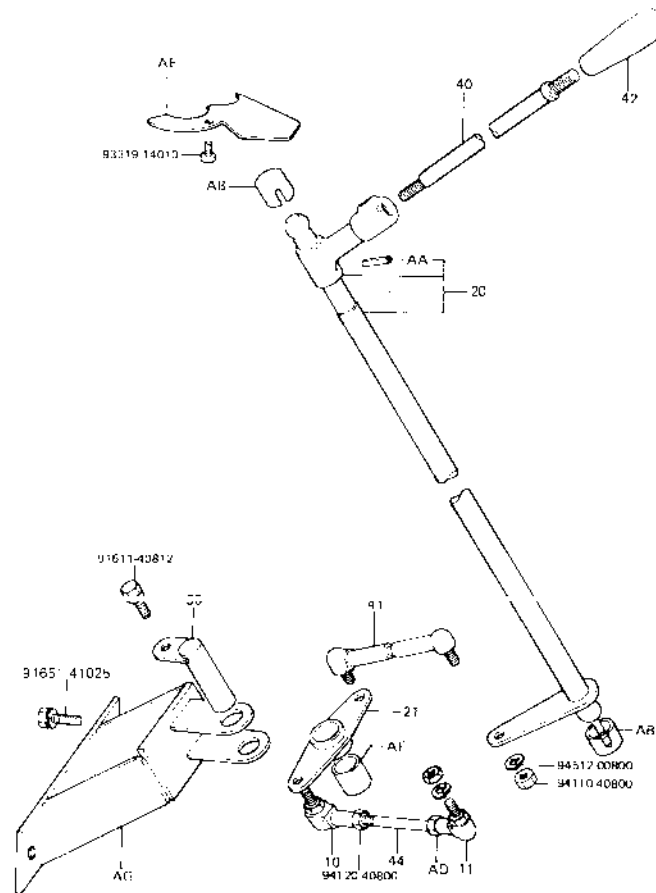
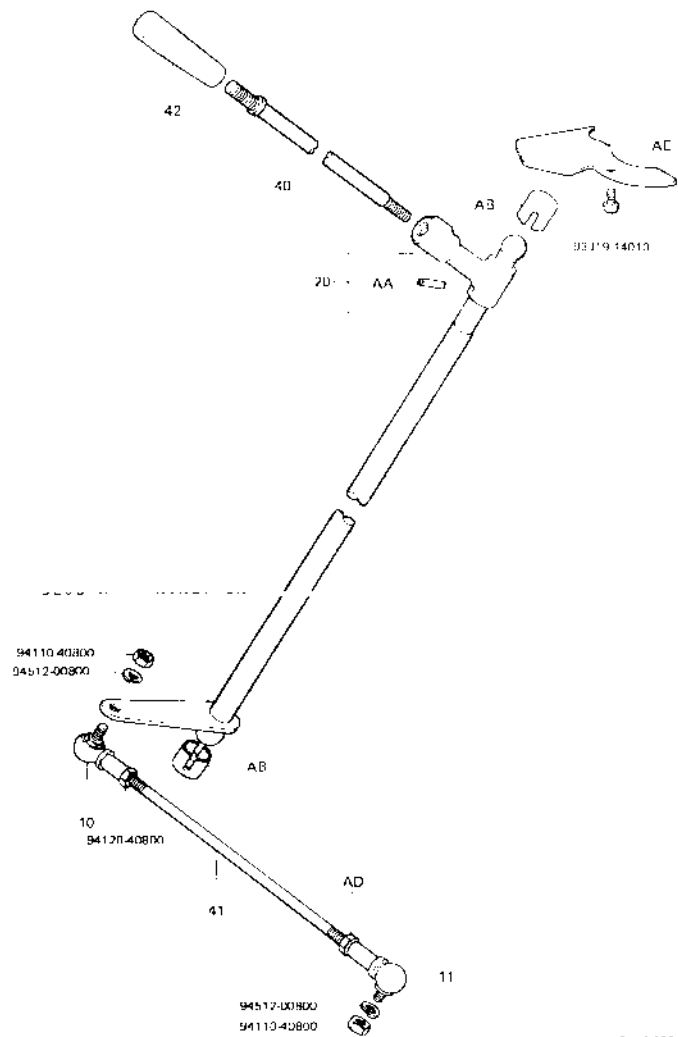


3213 003A

PART NAME	PART NAME	QTY
CODE		
3213-10	FILTER ASSY, OIL	1
3213-30	STRAINER SUB-ASSY, OIL (SCREEN)	1
3213-35	PIPE SUB-ASSY, CASE TO CASE	1
3213-41	HOSE, LOW PRESSURE, NO.1 (FOR OIL COOLER)	1
3213-41A	CLAMP, NO.1 (FOR OIL COOLER HOSE)	2
3213-41B	CLAMP, NO.2 (FOR OIL COOLER HOSE)	2
3213-42	HOSE, LOW PRESSURE, NO.2 (FOR OIL COOLER)	1
3213-AC	ELBOW	2
3213-AD	UNION	2
3213-AJ	UNION	4
3213-AK	UNION	2
3213-AL	BOLT, UNION	2
3213-BA	CLAMP, HOSE	1

ATM (LH LEVER)

ATM (RH LEVER)



3214-004A

3214 002

PART NAME	PART NAME	QTY
CODE		
3214-10	END ASSY. CONNECTING ROD. NO.1	1
3214-11	END ASSY. CONNECTING ROD. NO.2	1
3214-20	SHAFT SUB-ASSY. CONTROL	1
3214-21	LINK SUB-ASSY. CONTROL SHAFT	1
3214-30	PIN SUB-ASSY. LINK	1
3214-40	LEVER. CONTROL	1
3214-41	ROD. FORWARD & REVERSE CHANGE. NO.1	1
3214-42	KNOB. SHIFT LEVER	1
3214-44	ROD. FORWARD & REVERSE CHANGE. NO.2	1
3214-AA	PIN. SPRING	1
3214-AB	BUSHING. SOLID	2
3214-AD	NUT	1
3214-AE	PLATE. CHANGE LEVER CENTER	1
3214-AF	BUSHING. SOLID	1
3214-AG	BRACKET. CHANGE LEVER	1

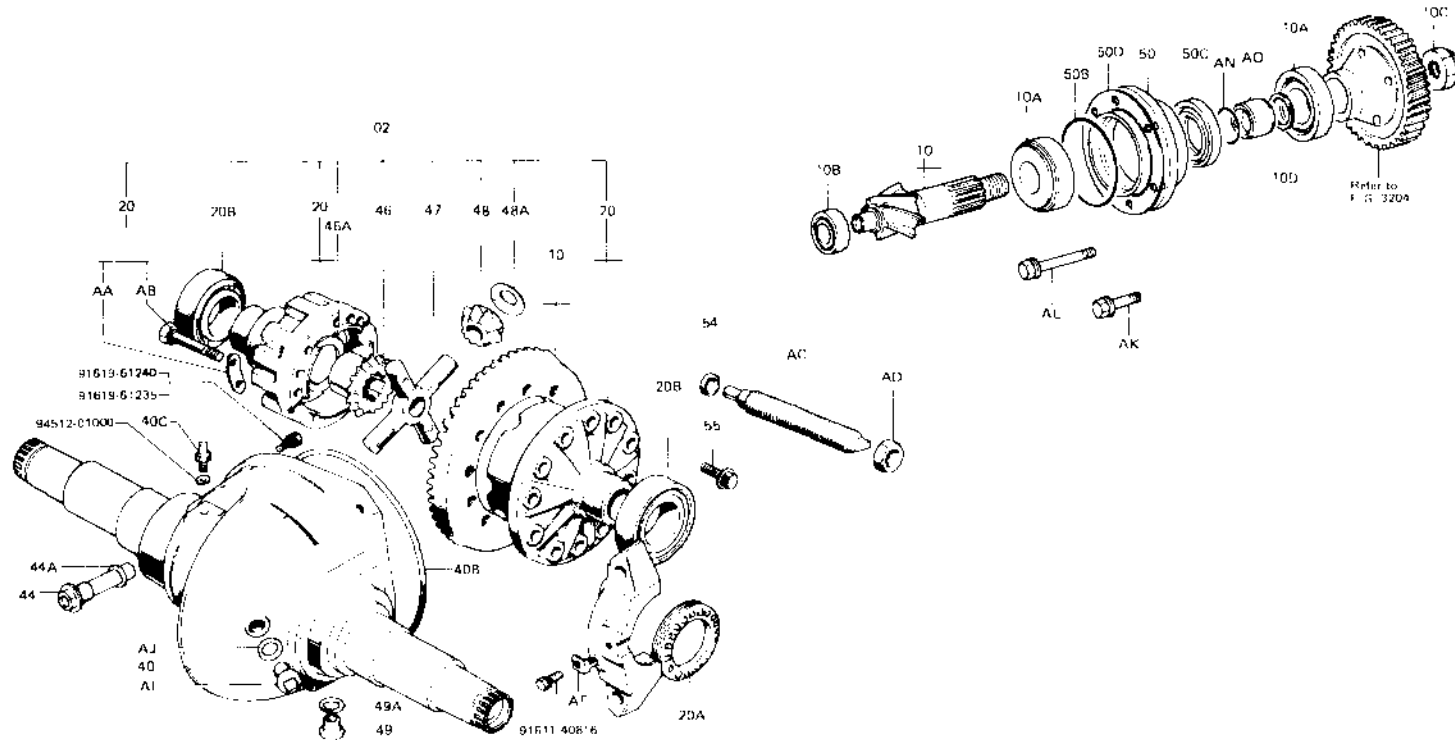
FIG. 4101
DIFFERENTIAL

4101

ATM

85/01

ATM



4101 005A

PART NAME CODE	PART NAME	QTY
4101-02	CASE ASSY, DIFFERENTIAL	1
4101-10	RING GEAR & PINION SET, DIFFERENTIAL	1
4101-10A	BEARING, DRIVE PINION	2
4101-10B	BEARING, DRIVE PINION PILOT	1
4101-10C	NUT, LOCK	1
4101-10D	SHIM, BEARING PRELOAD ADJUST	99
4101-20	CASE SUB-ASSY, DIFFERENTIAL	1
4101-20A	NUT, ADJUSTING	2
4101-20B	BEARING, DIFFERENTIAL CASE	2
4101-40	HOUSING, DIFFERENTIAL	1
4101-40B	RING, O (FOR DIFFERENTIAL HOUSING)	1
4101-40C	PLUG, BREATHER (FOR DIFFERENTIAL HOUSING)	1
4101-44	PLUG (FOR INPUT SHAFT)	1
4101-44A	PACKING (FOR INPUT SHAFT PLUG)	1
4101-46	GEAR, SIDE	2
4101-46A	WASHER, SIDE GEAR THRUST	2
4101-47	SPIDER	1
4101-48	PINION	4
4101-48A	WASHER, PINION THRUST	4
4101-49	PLUG, DRAIN	1
4101-49A	GASKET, DRAIN PLUG	1
4101-50	RETAINER, DRIVE PINION BEARING	1
4101-50B	RING, O (FOR BEARING RETAINER)	1
4101-50C	SEAL, OIL (FOR BEARING RETAINER)	1
4101-50D	SHIM, DIFFERENTIAL DRIVE PINION BEARING	99
4101-54	CAP, RING GEAR THRUST SCREW	1
4101-55	BOLT, RING GEAR SET	12
4101-AA	PLATE, BOLT LOCK	16
4101-AB	BOLT	1
4101-AC	SCREW, RING GEAR THRUST	1
4101-AD	NUT	1
4101-AF	LOCK, ADJUSTING	2
4101-AJ	PLUG	1
4101-AJ	GASKET	1
4101-AK	BOLT	2
4101-AL	BOLT	4
4101-AN	RING, O	1
4101-AD	SPACER, BEARING	1

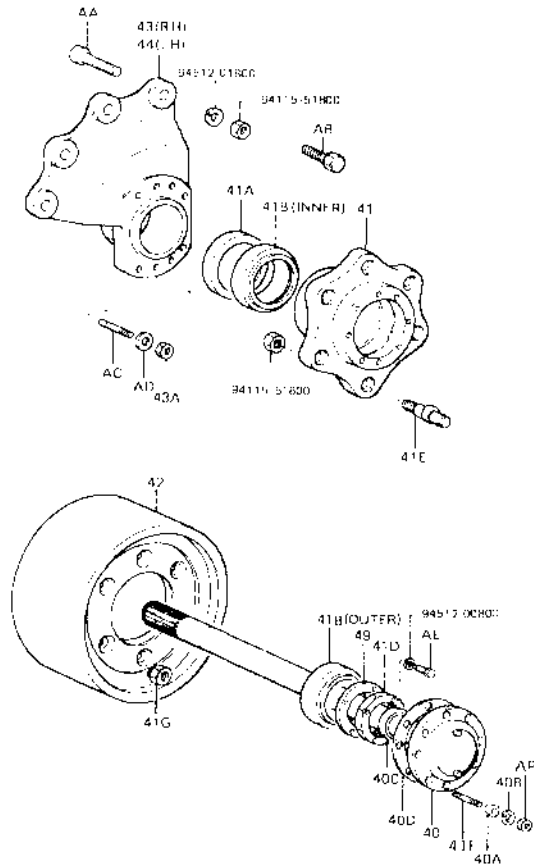
FIG. 4201
FRONT AXLE SHAFT

4201

ATM

85/01

ATM



4201 005R

PART NAME
CODE

PART NAME

QTY

4201-40	SHAFT, FRONT AXLE	2
4201-40A	WASHER, CORN	16
4201-40B	WASHER, SPRING (FOR FRONT AXLE SHAFT)	16
4201-40C	SEAL, OIL (FOR FRONT AXLE SHAFT)	2
4201-40D	GASKET, FRONT AXLE SHAFT	2
4201-41	HUB, FRONT AXLE	2
4201-41A	SEAL, OIL (FOR FRONT AXLE HUB)	2
4201-41B	BEARING, NO.1 (FOR FRONT AXLE HUB)	2
4201-41D	NUT, BEARING LOCK	2
4201-41E	BOLT, HUB	12
4201-41F	BOLT, STUD (FOR FRONT AXLE SHAFT)	16
4201-41G	NUT, HUB	12
4201-42	DRUM, BRAKE	2
4201-43	BRACKET, FRONT AXLE, RH	1
4201-43A	NUT, BRAKE SET SELF	16
4201-44	BRACKET, FRONT AXLE, LH	1
4201-49	PLATE, LOCK NUT	2
4201-AA	BOLT	4
4201-AB	BOLT, BRACKET SET	4
4201-AC	BOLT, STUD BRAKE SET	16
4201-AD	WASHER, CD SPRING	16
4201-AE	BOLT	2

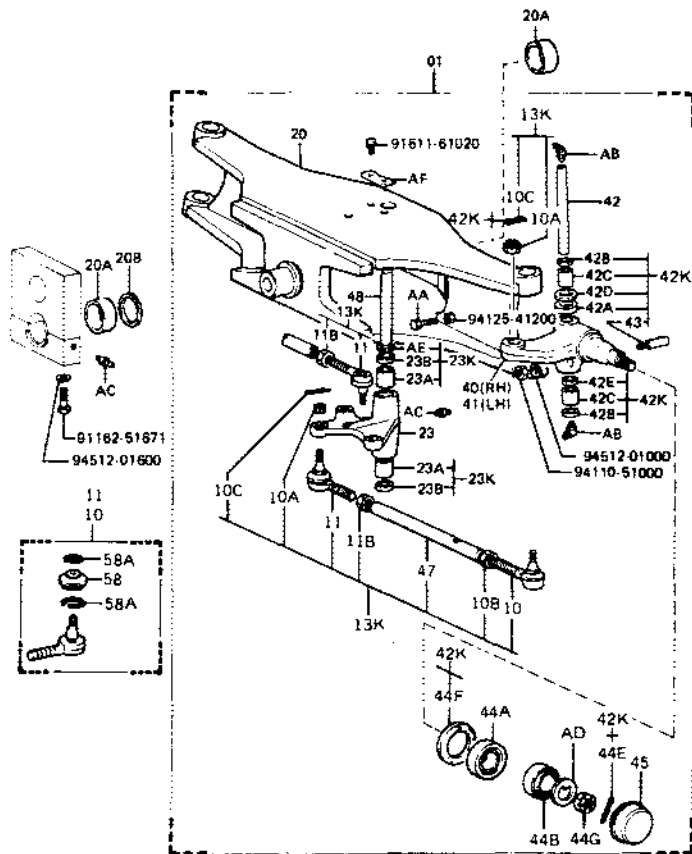
FIG. 4301
REAR AXLE & TIE-ROD

4301

ATM

85/01

ATM



4301-003C

PART CODE	PART NAME	QTY
4301-01	AXLE ASSY, RR	1
4301-10	END ASSY, TIE-ROD, NO.1	2
4301-10A	NUT, CASTLE (FOR TIE-ROD END)	4
4301-10B	NUT (RH THREADS)	2
4301-10C	PIN, COTTER (FOR TIE-ROD END)	4
4301-11	END ASSY, TIE-ROD, NO.2	2
4301-11B	NUT (LH THREADS)	2
4301-13K	TIE-ROD KIT	2
4301-20	BEAM SUB-ASSY, REAR AXLE	1
4301-20A	BUSH, REAR AXLE BEAM	2
4301-20B	SHIM, REAR AXLE BEAM	1
4301-23	BELLCRANK SUB-ASSY, STEERING	1
4301-23A	BEARING (FOR STEERING BELLCRANK)	2
4301-23B	SEAL, OIL (FOR STEERING BELLCRANK)	2
4301-23K	SEAL KIT, BELLCRANK PIN	1
4301-40	KNUCKLE, STEERING, RH	1
4301-41	KNUCKLE, STEERING, LH	1
4301-42	PIN, STEERING KNUCKLE KING	2
4301-42A	BEARING, STEERING KNUCKLE THRUST	2
4301-42B	SEAL, OIL, NO.1	4
4301-42C	BEARING, NEEDLE	4
4301-42D	SHIM, STEERING KNUCKLE	1
4301-42E	SEAL, OIL, NO.2	2
4301-42K	SEAL KIT, KING PIN	2
4301-43	PIN, KING PIN LOCK	2
4301-44A	BEARING, INNER	2
4301-44B	BEARING, OUTER	2
4301-44E	PIN, REAR AXLE COTTER	2
4301-44F	SEAL, OIL (FOR REAR AXLE HUB)	2
4301-44G	NUT, CASTLE (FOR REAR AXLE HUB)	2
4301-45	CAP, REAR AXLE HUB	2
4301-47	TIE-ROD	2
4301-48	PIN, BELLCRANK	1
4301-58	BOOT, TIE-ROD END	4
4301-58A	RING (FOR TIE-ROD END BOOT)	4
4301-AA	BOLT	2
4301-AB	FITTING, GREASE	4
4301-AC	FITTING, GREASE	3
4301-AD	WASHER, CLAW	2
4301-AE	SHIM	1
4301-AF	PLATE, STOPPER	1

FIG. 4406
FRONT WHEEL & TIRE

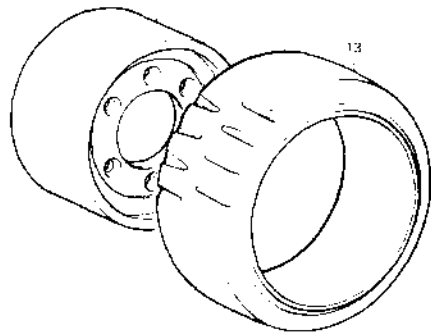
4406

ATM

85/01

ATM

Refer to 01
FIG 4201



4406-001

PART NAME CODE	PART NAME	QTY
4406-01	WHEEL ASSY	2
4406-13	TIRE ASSY	2

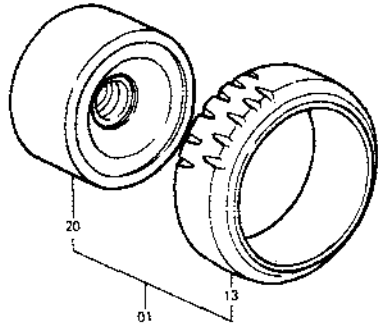
FIG. 4407
REAR WHEEL & TIRE

4407

ATM

85/01

ATM



PART NAME CODE	PART NAME	QTY
4407-01	WHEEL ASSY	2
4407-13	TIRE ASSY	2
4407-20	WHEEL SUB-ASSY. DISC	2

4407 001

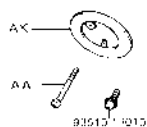
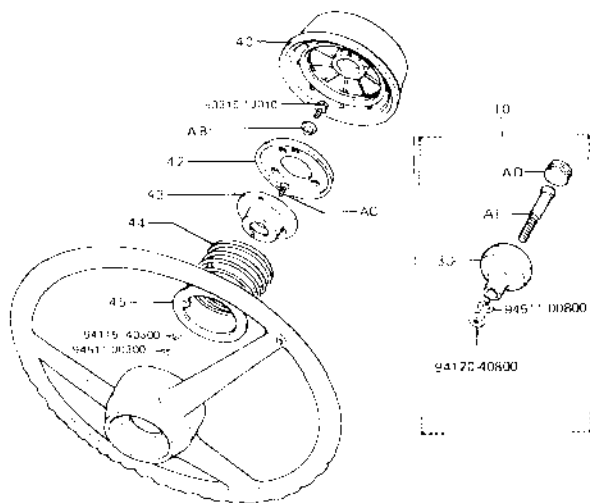
FIG. 4501
STEERING WHEEL

4501

ATM

85/01

ATM



PART NAME

PART NAME

QTY

CODE

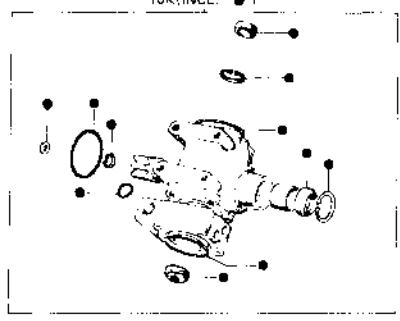
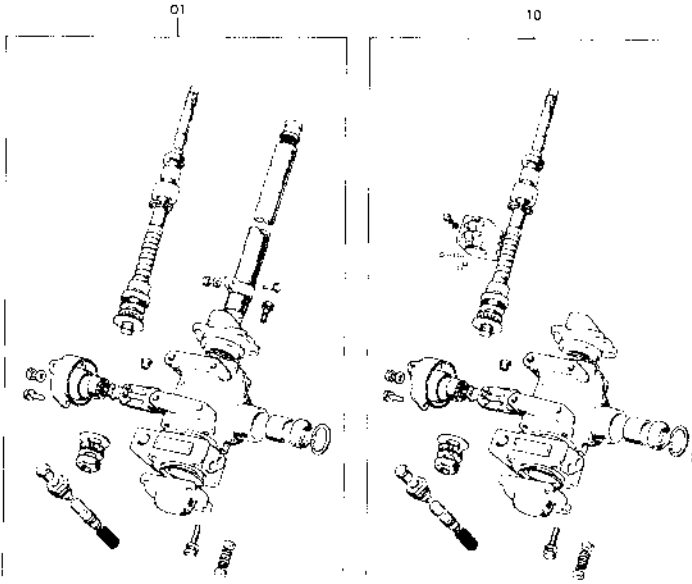
CODE	PART NAME	QTY
4501-01	WHEEL ASSY, STEERING	1
4501-10	KNOB ASSY, STEERING WHEEL	1
4501-30	KNOB SUB-ASSY, STEERING WHEEL	1
4501-40	BUTTON, HORN	1
4501-42	PLATE, HORN CONTACT	1
4501-43	SEAT, HORN CONTACT	1
4501-44	SPRING, HORN	1
4501-45	PLATE, LEAD	1
4501-AA	SCREW	1
4501-AB	WASHER	3
4501-AC	SCRFW	2
4501-AD	CAP, STEERING WHEEL	1
4501-AE	BOLT, STEERING WHEEL KNOB SFT	1
4501-AK	RING, HORN CONTACT NO.1	1

4501-021A

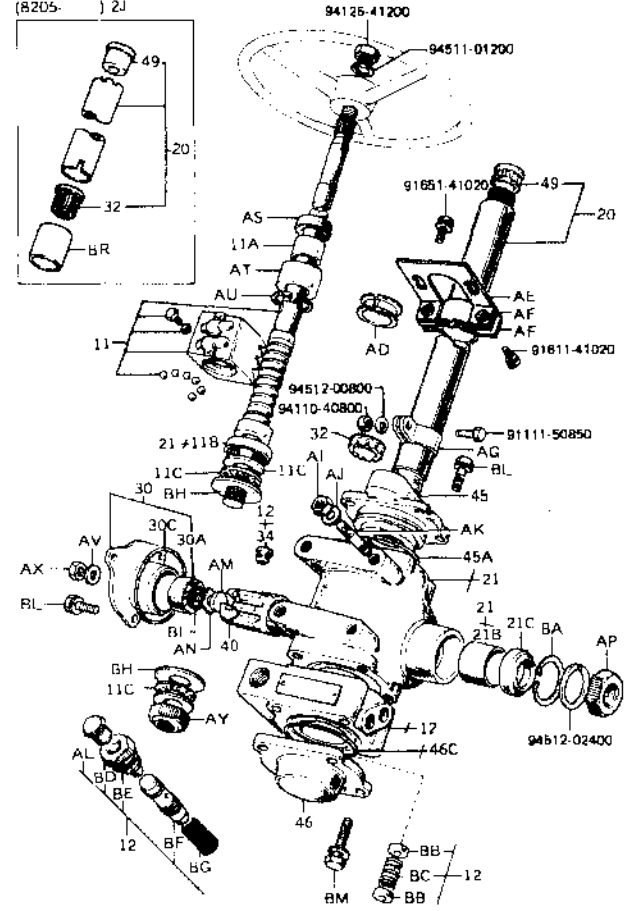
4502

ATM

ATM



4502 003



4502-008D

PART NAME CODE	PART NAME	QTY
4502-01	POST ASSY, STEERING	1
4502-10	GEAR ASSY, STEERING	1
4502-10K	GEAR O/H KIT, STEERING	1
4502-11	BALL SCREW SET	1
4502-11A	BEARING, NO.1 (FOR BALL SCREW SET)	1
4502-11B	BEARING, NO.2 (FOR BALL SCREW SET)	1
4502-11C	BEARING, THRUST (FOR BALL SCREW SET)	2
4502-12	BODY ASSY, VALVE	1
4502-20	JACKET SUB-ASSY, MAST	1
4502-21	BOX SUB-ASSY, STEERING GEAR	1
4502-21B	BEARING, NO.1 (FOR SECTOR SHAFT)	1
4502-21C	SEAL, OIL (FOR SECTOR SHAFT)	1
4502-30	COVER SUB-ASSY, SIDE	1
4502-30A	BUSH, SECTOR SHAFT, NO.2	1
4502-30C	RING, O (FOR SIDE COVER)	1
4502-32	INSULATOR SUB-ASSY, W/COLUMN BUSH	1
4502-40	SHAFT, SECTOR	1
4502-45	COVER, TOP	1
4502-45A	RING, O (FOR TOP COVER)	1
4502-46	COVER, END	1
4502-46C	RING, O (FOR END COVER)	1
4502-49	GROMMET, STEERING COLUMN (INSULATOR)	1
4502-AD	GROMMET	1
4502-AE	STAY SUB-ASSY, STEERING	1
4502-AF	CLAMP	1 - 2
4502-AG	CLAMP, STEERING COLUMN, LOWER	1
4502-AI	NUT	4
4502-AJ	WASHER, SPRING	4
4502-AK	BOLT, STUD	4
4502-AL	PLUG, OIL	1
4502-AM	BOLT, ADJUSTING	1
4502-AN	PLATE, ADJUSTING	1
4502-AP	NUT	1
4502-AS	SEAL, OIL	1
4502-AT	COLLAR	1
4502-AU	RING, SNAP	1
4502-AV	PACKING	1
4502-AX	NUT	1
4502-AY	NUT, LOCK	1
4502-BA	RING, SNAP	1
4502-BB	SEAT	8
4502-BC	SPRING	4
4502-BD	STOPPER, BALANCE PISTON	1
4502-BE	RING, O	1
4502-BF	VALVE SUB-ASSY, RELIEF	1
4502-BG	SPRING, BALANCE PISTON	1
4502-BH	PLATE	1
4502-BI	RING, SNAP	1
4502-BL	BOLT, W/WASHER	7
4502-BM	BOLT, W/WASHER	4
4502-BR	BOOT, MAST JACKET	1

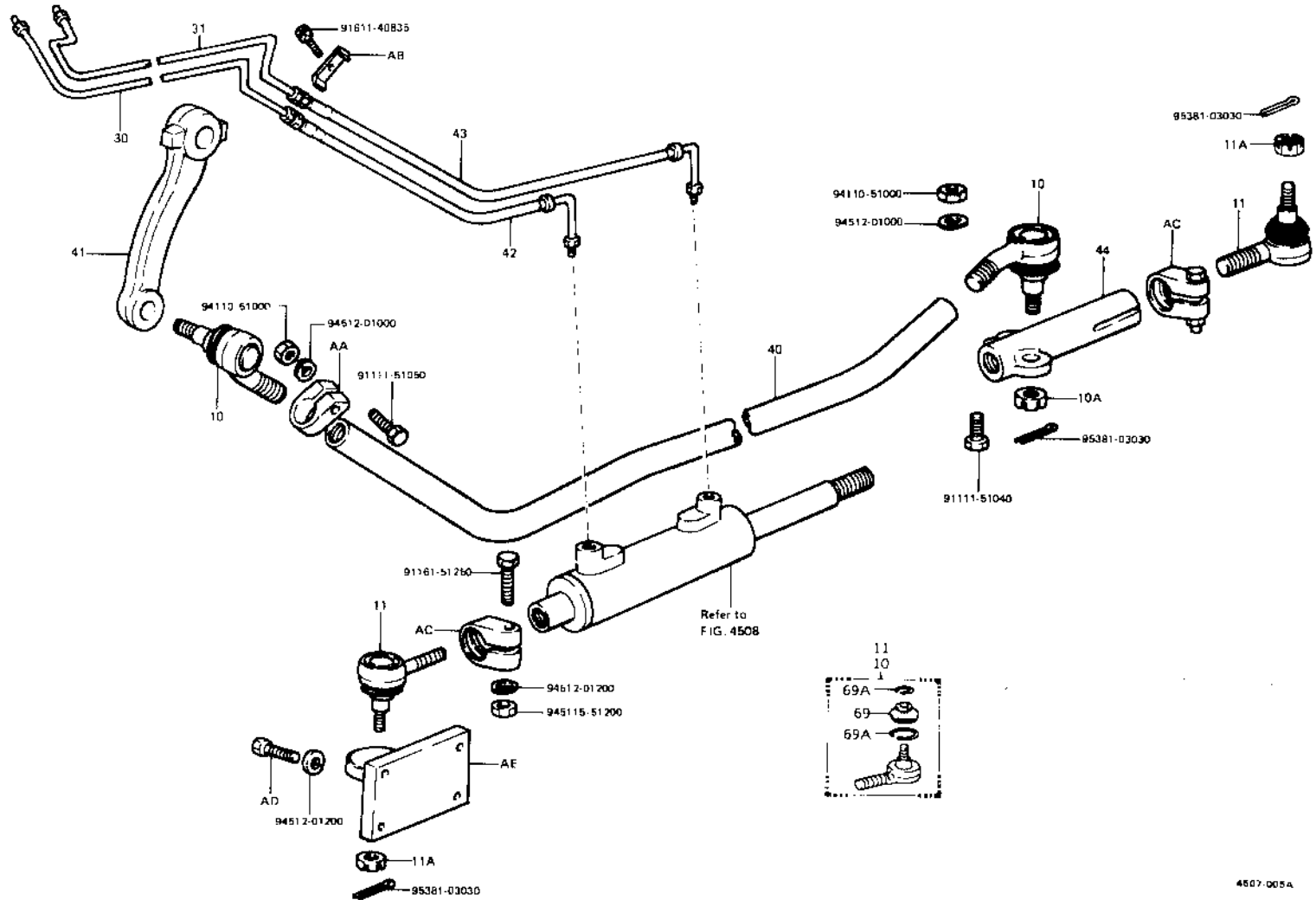
FIG. 4507
DRAG LINK & STEERING PIPING

4507

ATM

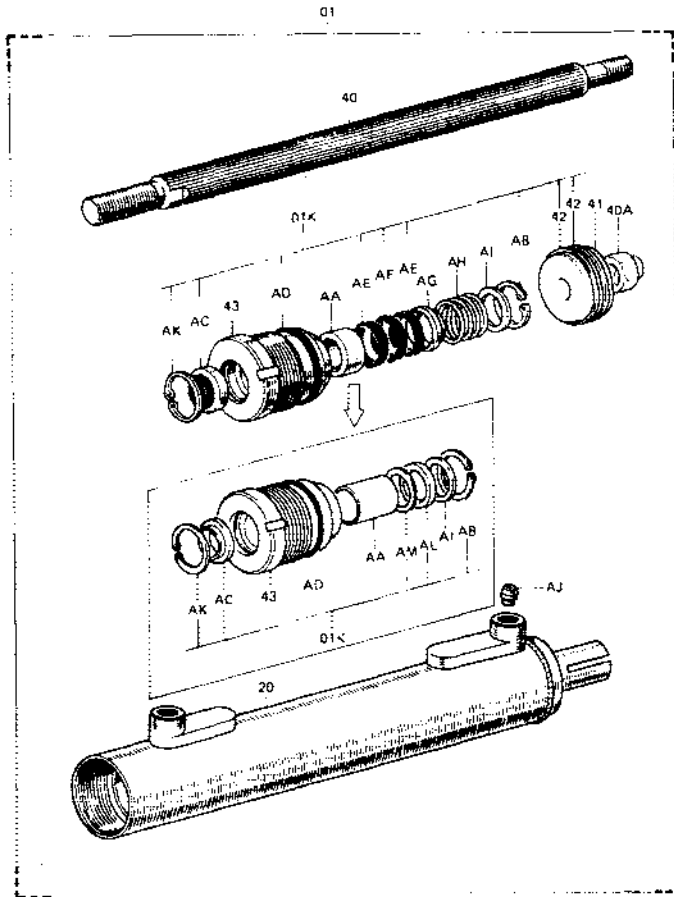
85/01

ATM



PART NAME CODE	PART NAME	QTY
4507-1D	END ASSY, DRAG LINK	2
4507-1DA	NUT, CASTLE (FOR DRAG LINK END)	2
4507-11	END ASSY, POWER CYLINDER	2
4507-11A	NUT, CASTLE (FOR POWER CYLINDER END)	2
4507-30	PIPE SUB-ASSY, NO.1 (STEERING TO CYLINDER)	1
4507-31	PIPE SUB-ASSY, NO.2 (STEERING TO CYLINDER)	1
4507-40	ROD, DRAG LINK, NO.1	1
4507-41	ARM, PITMAN	1
4507-42	HOSE, POWER CYLINDER, NO.1	1
4507-43	HOSE, POWER CYLINDER, NO.2	1
4507-44	END, POWER CYLINDER	1
4507-69	BOOT (FOR END)	4
4507-69A	RING (FOR END BOOT)	4
4507-AA	CLAMP, END	2
4507-AB	CLAMP, PIPE	1
4507-AC	CLAMP, END	2
4507-AE	BRACKET SUB-ASSY, POWER CYLINDER	1

ATM



4508 004A

PART NAME CODE	PART NAME	QTY
4508-01	CYLINDER ASSY, POWER	1
4508-01K	PACKING KIT, POWER CYLINDER	1
4508-20	CYLINDER SUB-ASSY, POWER	1
4508-40	ROD, PISTON	1
4508-40A	NUT, SELF LOCK (FOR PISTON)	1
4508-41	PISTON	1
4508-42	RING, PISTON	2
4508-43	GUIDE, ROD	1
4508-AA	BUSHING	1
4508-AB	RING, SNAP	1
4508-AC	SEAL, DUST	1
4508-AD	RING, O	1
4508-AI	COLLAR, REAR COVER	1
4508-AJ	SEAT	2
4508-AK	RING, SNAP	1
4508-AL	PACKING, U	1
4508-AM	RING, BACK UP	1

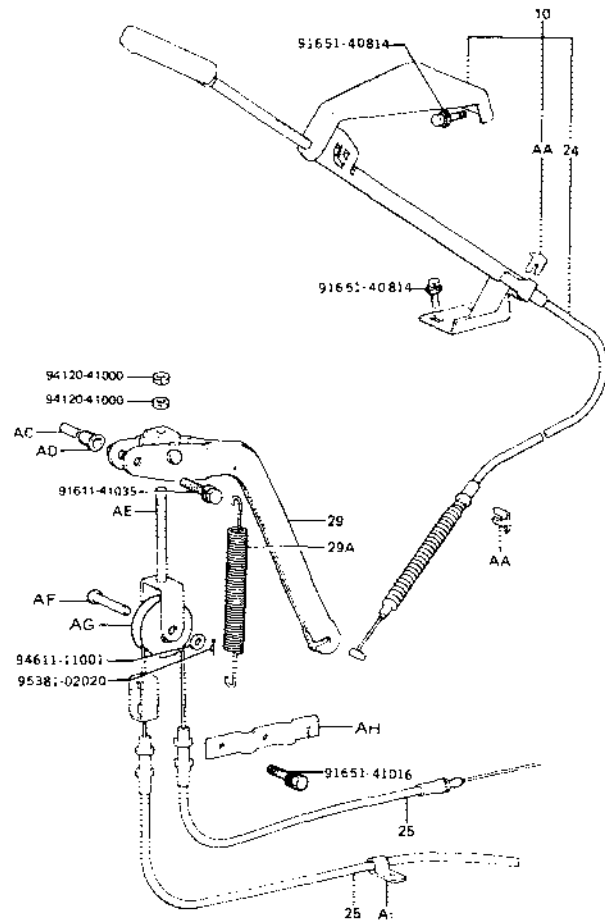
FIG. 4601
PARKING BRAKE

4601

ATM

85/09

ATM



4601-0100

PART NAME	PART NAME	QTY
CODE		
4601-10	HANDLE ASSY, PARKING BRAKE	1
4601-24	CABLE SUB-ASSY, PARKING BRAKE, NO.1	1
4601-25	CABLE SUB-ASSY, PARKING BRAKE, NO.2	1
4601-29	LEVER SUB-ASSY, INTERMEDIATE	1
4601-29A	SPRING, TENSION (FOR INTERMEDIATE LEVER)	1
4601-AA	CLIP	2
4601-AC	SPACER	1
4601-AD	BUSH, NYLON	1
4601-AE	BAR SUB-ASSY, EQUALIZER	1
4601-AF	PIN, W/HOLE	1
4601-AG	PULLEY	1
4601-AH	CLAMP, WIRE SET	1
4601-A1	CLAMP	1

G107-001E

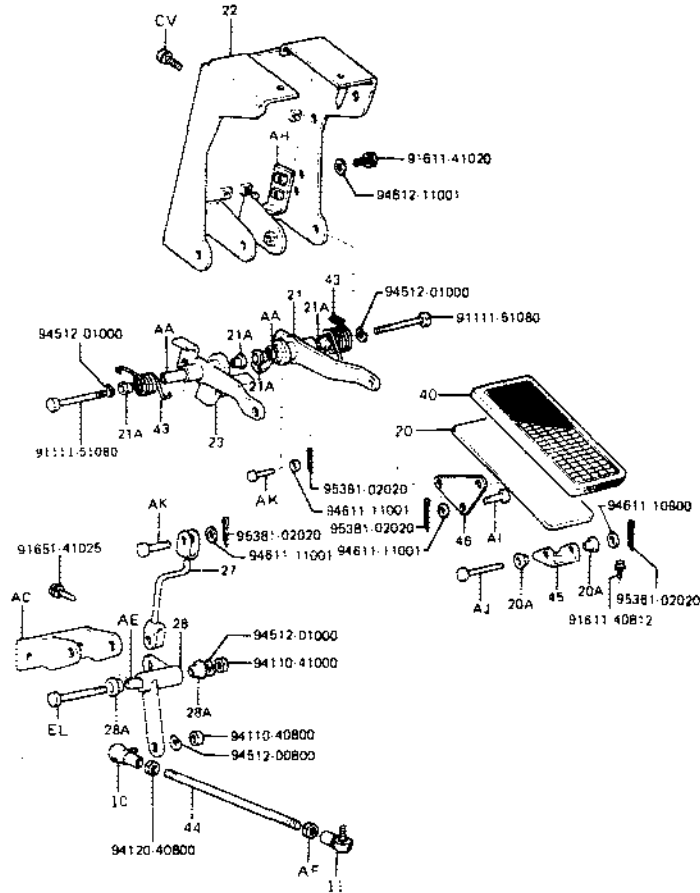
FIG. 4701
BRAKE PEDAL

4701

ATM

85/01

ATM



PART CODE	PART NAME	QTY
4701-10	END ASSY, INCHING ROD, NO.1	1
4701-11	END ASSY, INCHING ROD, NO.2	1
4701-20	PEDAL SUB-ASSY, BRAKE	1
4701-20A	BUSH (FOR BRAKE PEDAL)	4
4701-21	LINK SUB-ASSY, BRAKE, NO.1	1
4701-21A	BUSH (FOR BRAKE LINK)	4
4701-22	BRACKET SUB-ASSY, BRAKE PEDAL	1
4701-23	LINK SUB-ASSY, BRAKE, NO.2	1
4701-27	ROD SUB-ASSY, INCHING	1
4701-28	LINK SUB-ASSY, INCHING	1
4701-28A	BUSH (FOR INCHING LINK)	2
4701-40	PEDAL	1
4701-43	SPRING, TORSION (FOR PEDAL RETURN)	1
4701-44	ROD, INCHING	1
4701-45	BRACKET, BRAKE PEDAL	2
4701-46	LINK, BRAKE, NO.1	4
4701-AA	SPACER	2
4701-AC	BRACKET, LINK	1
4701-AE	SPACER	1
4701-AF	NUT	1
4701-AJ	PIN, W/HOLE	4
4701-AJ	PIN, W/HOLE	2
4701-AK	PIN, W/HOLE	3
4701-CV	BOLT	6
4701-EL	BOLT	1

4701 004E

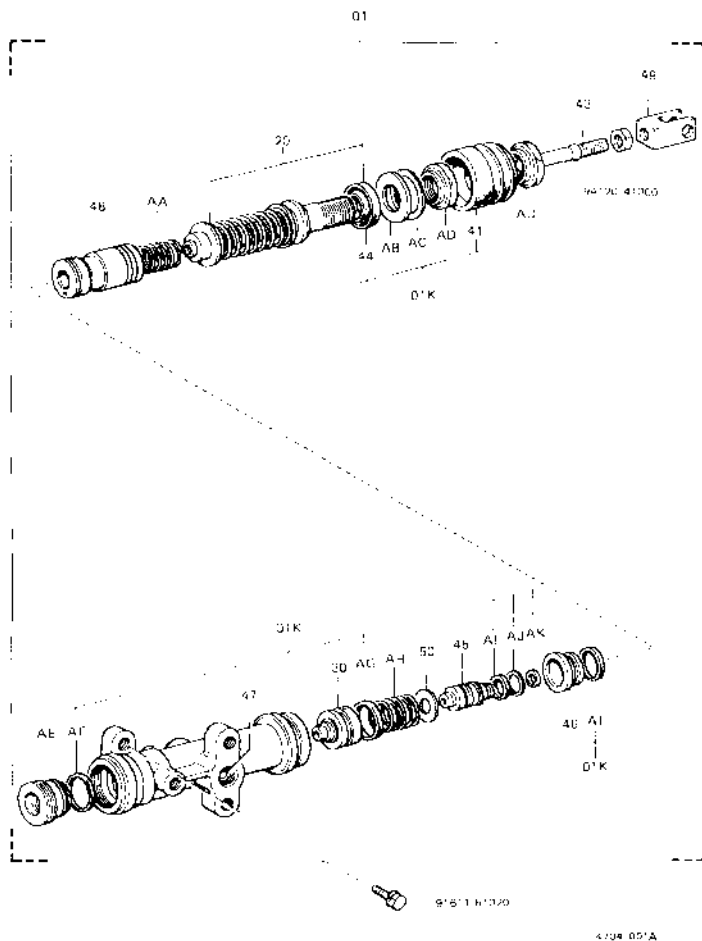
FIG. 4704
BRAKE VALVE

4704

ATM

85/01

ATM



CODE	PART NAME	QTY
4704-01	VALVE ASSY, BRAKE	1
4704-01K	VALVE O/H KIT, BRAKE	1
4704-20	PISTON SUB ASSY, INPUT	1
4704-30	VALVE SUB-ASSY, CLOSED	1
4704-41	BOOT	1
4704-43	HOE, PUSH	1
4704-44	CUP, CYLINDER	1
4704-45	PISTON, REACTION	1
4704-46	GUIDE, REACTION PISTON	1
4704-47	SEAT, UNION	2
4704-48	SPDDL, BRAKE VALVE	1
4704-49	CLEVIS	1
4704-50	RETAINER, SPRING	1
4704-AA	SPRING, COMPRESSION	1
4704-AB	WASHLR, PLATE	1
4704-AC	RING, SNAP	1
4704-AD	NUT	2
4704-AF	PLUG, HOLF	1
4704-AF	RING, O	1
4704-AG	RING, O	1
4704-AH	SPRING, VALVE RETURN	1
4704-AI	RING, O	1
4704-AJ	RING, BACK UP	1
4704-AK	RING, O	1
4704-AL	RING, O	1

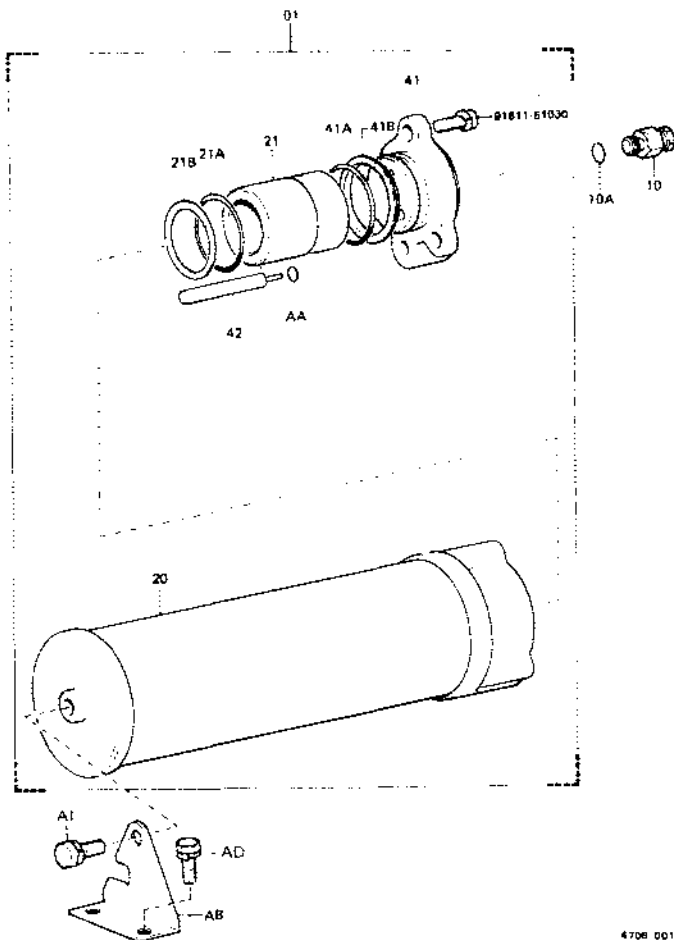
FIG. 4706
BRAKE ACCUMULATOR

4706

ATM

85/01

ATM



PART NAME CODE	PART NAME	QTY
4706-01	ACCUMULATOR ASSY	1
4706-10	VALVE ASSY, CHECK	1
4706-10A	RING, O (FOR CHECK VALVE)	1
4706-20	ACCUMULATOR SUB-ASSY	1
4706-21	PISTON SUB-ASSY	1
4706-21A	RING, O (FOR PISTON)	1
4706-21B	RING, BACK UP (FOR PISTON)	1
4706-41	COVER, BODY	1
4706-41A	RING, O (FOR BODY COVER)	1
4706-41B	RING, BACK UP (FOR BODY COVER)	1
4706-42	ROD, STROKE SWITCH	1
4706-AA	RING, O	1
4706-AB	BRACKET, ACCUMULATOR, RR	1
4706-AD	BOLT	2
4706-A1	BOLT	2

4706 001B

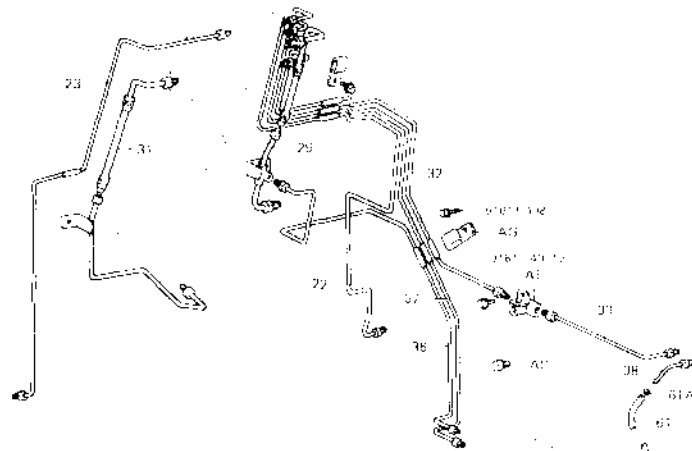
FIG. 4714
BRAKE PIPE

4714

ATM

85/01

ATM



PART NAME		QTY
CODE	PART NAME	
4714-22	PIPE SUB-ASSY, BRAKE, RH NO.1	1
4714-23	PIPE SUB-ASSY, BRAKE, LH NO.1	1
4714-29	PIPE SUB-ASSY, VALVE TO VALVE, NO.1	1
4714-31	PIPE SUB-ASSY, VALVE TO STEERING	1
4714-32	PIPE SUB-ASSY, RETURN, NO.1 (VALVE TO TANK)	1
4714-33	PIPE SUB-ASSY, RETURN, NO.2 (VALVE TO TANK)	1
4714-36	PIPE SUB-ASSY, ACCUMULATOR TO VALVE, NO.1	1
4714-37	PIPE SUB-ASSY, ACCUMULATOR TO VALVE, NO.2	1
4714-38	PIPE SUB-ASSY, RETURN (ACCUMULATOR TO TANK)	1
4714-61	HOSE, LOW PRESSURE (ACCUMULATOR TO TANK)	1
4714-61A	CLAMP (FOR ACCUMULATOR TO TANK HOSE)	2
4714-AC	PLUG	1
4714-AF	3-WAY SUB-ASSY	1
4714-AG	CLAMP	2

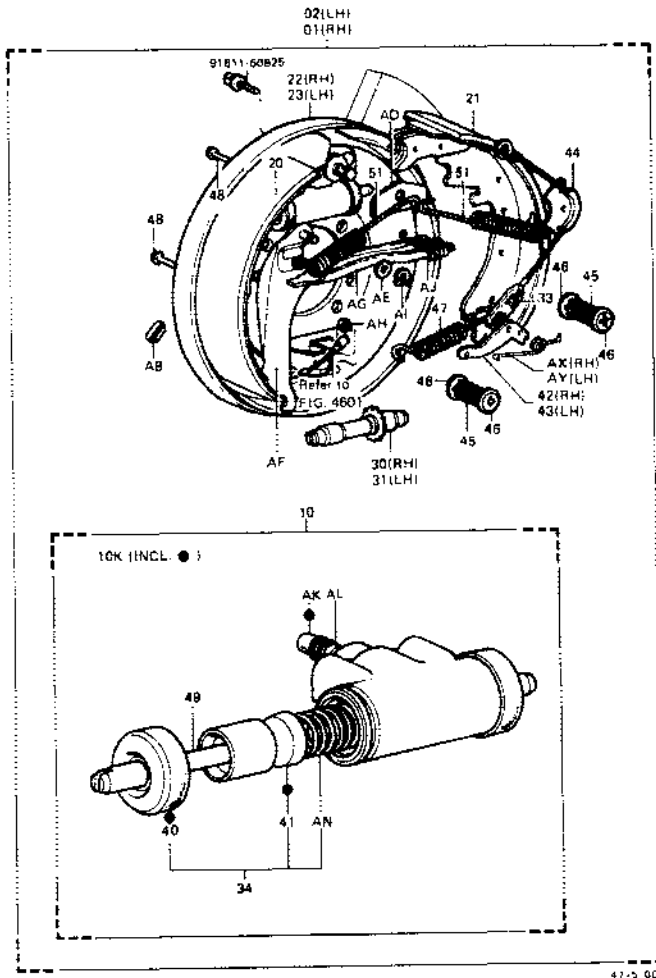
FIG. 4715
DRUM BRAKE

4715

ATM

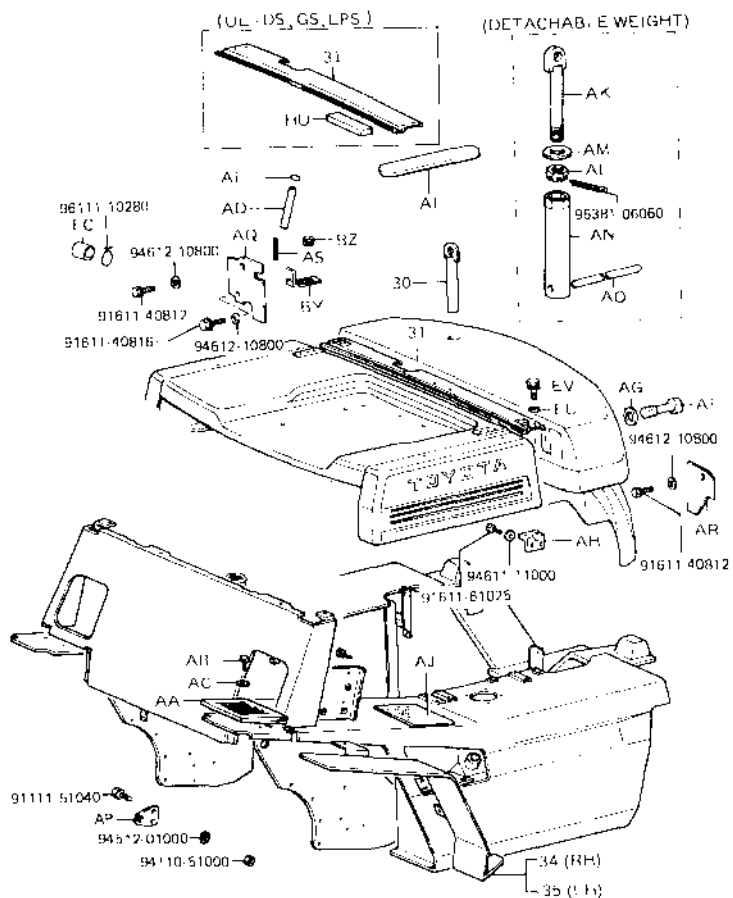
85/01

ATM



PART NAME CODE	PART NAME	QTY
4715-01	BRAKE ASSY, RH	1
4715-02	BRAKE ASSY, LH	1
4715-10	CYLINDER ASSY, WHEEL	2
4715-10K	CYLINDER O/H KIT, WHEEL	2
4715-20	SHOE SUB-ASSY (FOR FRONT OR UPPER)	2
4715-21	SHOE SUB-ASSY (FOR REAR OR LOWER)	1
4715-22	PLATE SUB-ASSY, BACKING, RH	1
4715-23	PLATE SUB-ASSY, BACKING, LH	1
4715-30	SCREW SUB-ASSY, ADJUSTING, RH	1
4715-31	SCREW SUB-ASSY, ADJUSTING, LH	1
4715-33	CABLE & FITTING SUB-ASSY	2
4715-34	CUP SUB-ASSY, PISTON	2
4715-40	BOOT, WHEEL CYLINDER	4
4715-41	CUP, WHEEL CYLINDER PISTON	4
4715-42	LEVER, AUTOMATIC ADJUSTMENT, RH	1
4715-43	LEVER, AUTOMATIC ADJUSTMENT, LH	1
4715-44	GUIDE, CABLE	2
4715-45	SPRING, SHOE HOLD DOWN	4
4715-46	CUP, SHOE HOLD DOWN	8
4715-47	SPRING, ADJUSTER	2
4715-48	PIN, SHOE HOLD DOWN	4
4715-49	ROD, PUSH	4
4715-51	SPRING, ANCHOR TO SHOE	4
4715-AB	COVER, HOLE	2
4715-AD	PLATE, SHOE GUIDE	2
4715-AE	WASHER, SPRING	2
4715-AF	LEVER SUB-ASSY, PARKING	1
4715-AG	STRUT, LEVER	1
4715-AH	RING, SNAP	2
4715-AI	RETAINER	2
4715-AJ	SPRING, STRUT TO SHOE	2
4715-AK	CAP, BLEEDER SCREW	2
4715-AL	SCREW, BLEEDER	2
4715-AN	SPRING, WHEEL CYLINDER	2
4715-AX	SPRING, LEVER RETURN, RH	1
4715-AY	SPRING, LEVER RETURN, LH	1

ATM



5101 0830

PART NAME:

CODE	PART NAME	QTY
5101-30	DRAW-BAR SUB-ASSY	1
5101-31	COVER SUB-ASSY, RADIATOR	1
5101-34	GUARD SUB-ASSY, MUD, RH	1
5101-35	GUARD SUB-ASSY, MUD, LH	1
5101-AA	GUARD, MUD, FRONT	2
5101-AB	BOLT	4
5101-AC	WASHER, WAVE	4
5101-AD	HOSE, LOW PRESSURE	2
5101-AE	CLAMP SUB-ASSY	2
5101-AF	BOLT, HEXAGON	2
5101-AG	WASHER, PLATE	1
5101-AH	BRACKET SUB-ASSY, RADIATOR COVER	1
5101-AI	SPONGE	1
5101-AJ	MUD	1
5101-AK	HOOK SUB-ASSY, WEIGHT	2
5101-AL	NUT, CASTLE	2
5101-AM	WASHER, PLATE	4
5101-AN	WRENCH, WEIGHT BOLT BOX	1
5101-AD	HANDLE, WEIGHT BOLT BOX WRENCH	1
5101-AQ	COVER SUB-ASSY, RADIATOR SIDE, RH	1
5101-AR	COVER SUB-ASSY, RADIATOR SIDE, LH	1
5101-AS	INSULATOR, EDGE	1
5101-BY	BRACKET SUB-ASSY, LOWER	1
5101-BZ	GRDMMET	1
5101-EV	BOLT, W/WASHER	4

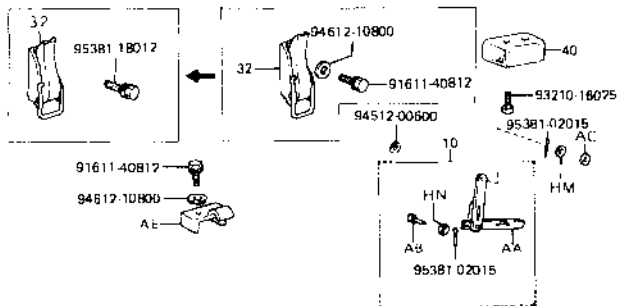
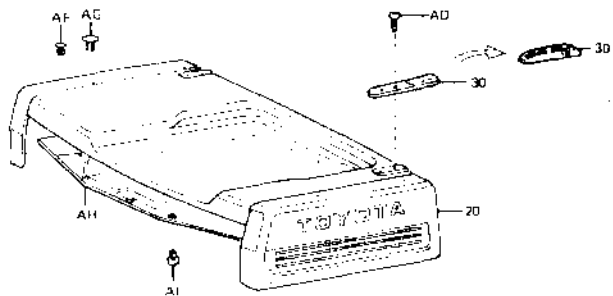
FIG. 5201
HOOD & HINGE

5201

ATM

85/01

ATM



5201 050

PART NAME	PART NAME	QTY
CODE		
5201-10	STAY ASSY, ENGINE (OR BATTERY) HOOD	1
5201-20	HOOD SUB-ASSY, ENGINE (OR BATTERY)	1
5201-30	HINGE SUB-ASSY, ENGINE (OR BATTERY) HOOD	2
5201-32	CATCH SUB-ASSY (FOR HOOD)	1
5201-40	RUBBER, CUSHION (FOR HOOD)	4
5201-AA	STAY SUB-ASSY, ENGINE HOOD	1
5201-AB	PIN, W/HOLE	1
5201-AC	WASHER, PLATE	1
5201-AD	SCREW, W/TOOTHED WASHER	8
5201-AE	HOOK, HOOD LOCK	1
5201-AF	PLUG, HOLE	4
5201-AG	PLUG, HOLE	4
5201-AH	PLATE, HEAT INSULATOR	1
5201-AI	CLIP	1
5201-HM	WASHER, PLATE	1
5201-HN	WASHER, PLATE	2

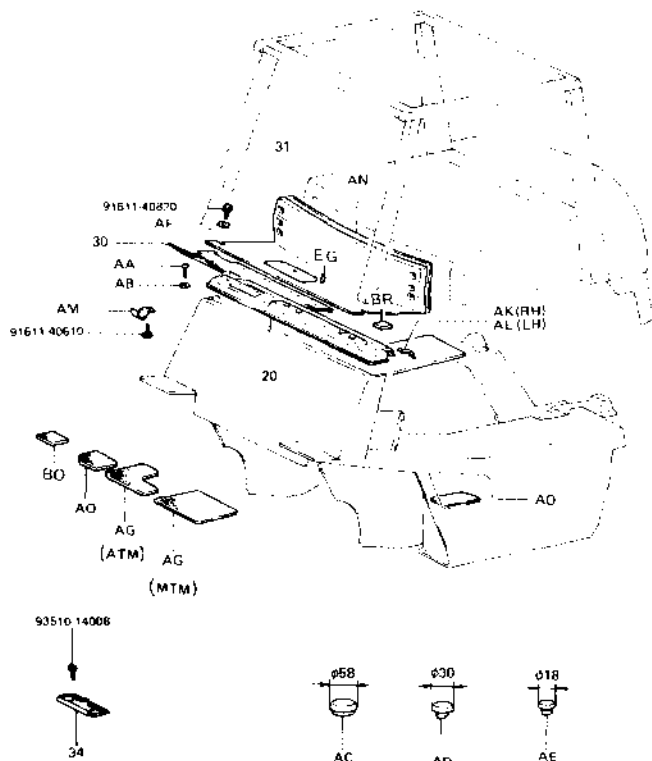
FIG. 5301
INSTRUMENT PANEL & FLOOR

5301

ATM

85/01

ATM

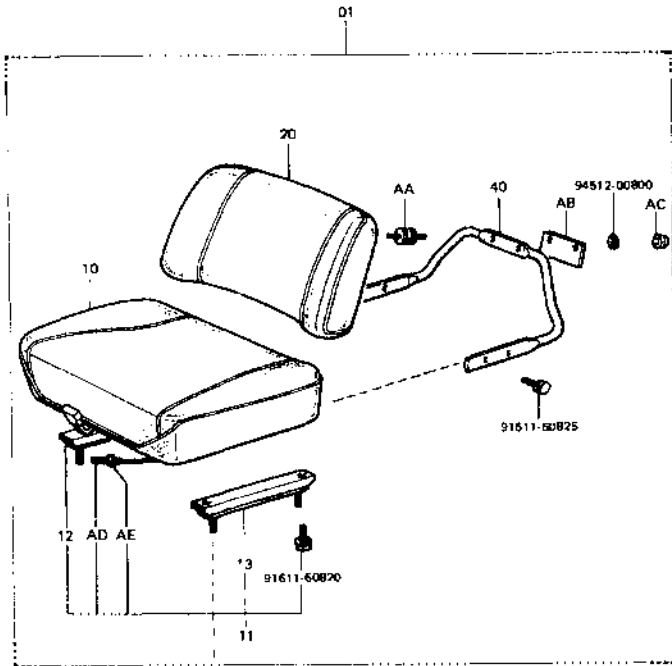


5301 004C

PART NAME	PART NAME	QTY
CODE		
5301-20	PANEL SUB-ASSY, INSTRUMENT	1
5301-30	TOE-BOARD SUB-ASSY, NO.1	1
5301-31	TOE-BOARD SUB-ASSY, NO.2	1
5301-34	CLAMP SUB-ASSY, PAPER	1
5301-AA	SCREW	4
5301-AC	PLUG	1
5301-AD	PLUG	1
5301-AE	PLUG	1
5301-AF	WASHER, PLATE	4
5301-AG	SAFETY WALK	1
5301-AK	EDGE, RH	1
5301-AL	EDGE, LH	1
5301-AM	SPRING	1
5301-AN	RUBBER, REAR TOE-BOARD	1
5301-AO	SAFETY WALK	1
5301-AQ	WALK, SAFETY	1
5301-BO	PAD	1
5301-BR	PAD	4
5301-EG	PLATE, RUBBER	1

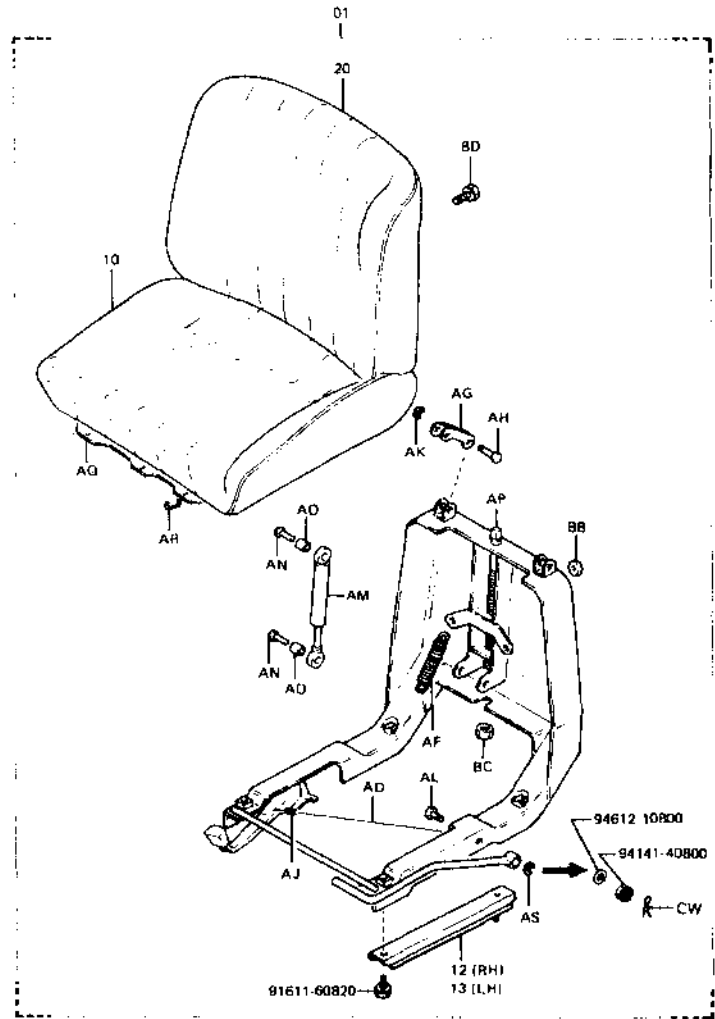
ATM

ATM (W/ABSORBER)



- 94611-10800
- 94512-00800
- 94110-40800

5308 001



5308 008A

PAR NAME	PART NAME	QTY
CODE		
5308-01	SEAT ASSY	1
5308-10	CUSHION ASSY	1
5308-11	TRACK ASSY	1
5308-12	TRACK ASSY, SEAT OUTER, RH	1
5308-13	TRACK ASSY, SEAT OUTER, LH	1
5308-20	SEAT SUB-ASSY, BACK	1
5308-40	FRAME, BACK SEAT	1
5308-AA	RUBBER, VIBRATION ISOLATOR	2
5308-AB	BRACKET, NUMBER PLATE	1
5308-AC	NUT, CAP	2
5308-AD	WIRE	1
5308-AE	WASHER	2
5308-AF	SPRING, TENSION, BACK SEAT	2
5308-AG	LINK	2
5308-AH	PIN	4
5308-AJ	COIL, SPRING	2
5308-AK	E-RING	4
5308-AL	PIN, NO.7	2
5308-AM	SHOCK ABSORBER	1
5308-AN	PIN, NO.5	2
5308-AD	BUSHING	2
5308-AP	ADJUSTER, ROD	1
5308-AQ	RUBBER, SEAT CUSHION	1
5308-AR	HOOK, SEAT CUSHION	10
5308-BC	NUT, STOPPER	1
5308-BD	BOLT, W/WASHER	4
5308-CW	PIN, COTTER	2

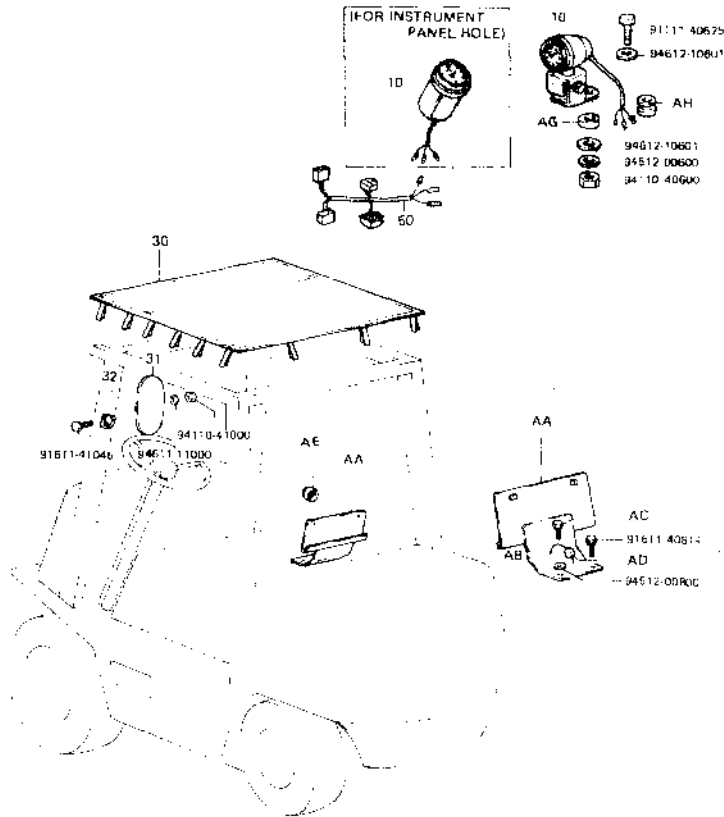
FIG. 5401
HEAD GUARD & ACCESSORY

5401

ATM

85/01

ATM



PART NAME CODE	PART NAME	QTY
5401-10	CLOCK ASSY	1
5401-30	SHEET SUB-ASSY, HEAD GUARD	1
5401-31	MIRROR SUB-ASSY, BACK	1
5401-32	BRACKET SUB-ASSY, BACK MIRROR	1
5401-40	REFLECTOR	2
5401-50	HARNES SUB-ASSY, CLOCK	1
5401-AA	BRACKET SUB-ASSY, LICENCE PLATE	1
5401-AB	WIRE	1
5401-AC	BOLT, HEAD W/HOLE HEXAGON	1
5401-AD	SEAL, ROD	1
5401-AE	PLUG, HOLE	2
5401-AQ	CUSHION, RUBBER	2
5401-AH	GROMMET	1

5401 002

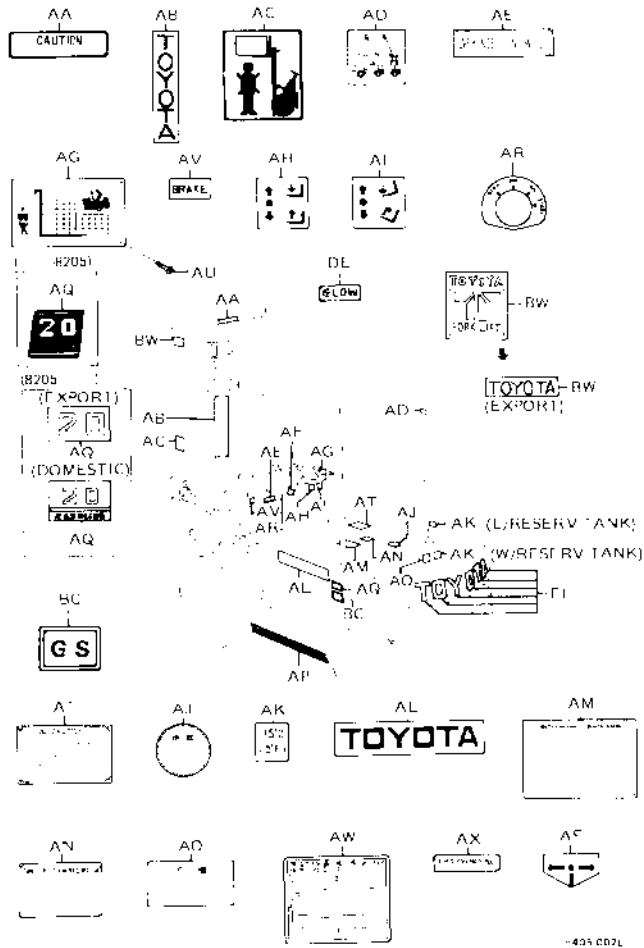
FIG. 5405
INDICATOR PLATE

5405

ATM

85/01

ATM



PART NAME	PART NAME	QTY
5405-AA	PLATE, CAUTION	2
5405-AB	TOYOTA MARK	1
5405-AC	PLATE, CAUTION	2
5405-AD	PLATE, CAUTION	1
5405-AE	PLATE, INDICATOR	1
5405-AF	PLATE, SHIFT LEVER INDICATOR	1
5405-AG	PLATE, LOAD INDICATOR	1
5405-AH	PLATE, LIFT INDICATOR	1
5405-AI	PLATE, TILT INDICATOR	1
5405-AJ	PLATE, CAUTION	1
5405-AK	PLATE, INDICATOR	1
5405-AL	TOYOTA MARK	2
5405-AM	PLATE, SERVICE INDICATOR	1
5405-AN	PLATE, INDICATOR	1
5405-AO	PLATE, INDICATOR	1
5405-AP	STRIP	2
5405-AQ	PLATE, CAPACITY INDICATOR	2
5405-AR	PLATE, CAUTION	1
5405-AT	PLATE, CAUTION	1
5405-AU	RIVET	4
5405-AV	PLATE, ACCUMULATOR INDICATOR	1
5405-AW	PLATE, SERVICE INDICATOR	1
5405-AX	PLATE, DISCONNECT SWITCH INDICATOR	1
5405-BC	MARK, UL	2
5405-BW	MARK, SYMBOL	2
5405-DE	PLATE, INDICATOR	1
5405-EL	MARK, TOYOTA	1

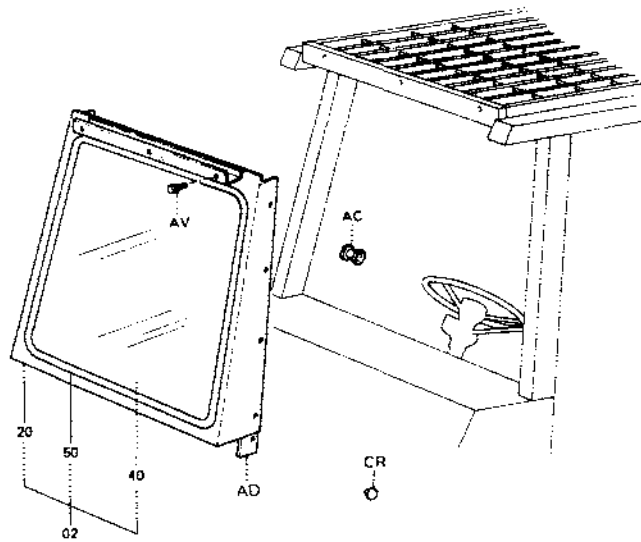
FIG. 5502
CANVAS CABIN & FRONT GLASS

5502

ATM

85/01

ATM (FRONT GLASS)



5502-001C

PART NAME CODE	PART NAME	QTY
5502-02	PANEL ASSY, FRONT GLASS	1
5502-20	PANEL SUB-ASSY, FRONT GLASS	1
5502-40	GLASS, WINDSHIELD	1
5502-50	WEATHER STRIP	1
5502-AC	GROMMET	2
5502-AD	RUBBER, WINDSHIELD	2
5502-AV	BOLT, M/WASHER	11
5502-CR	PLUG, HOLE	1

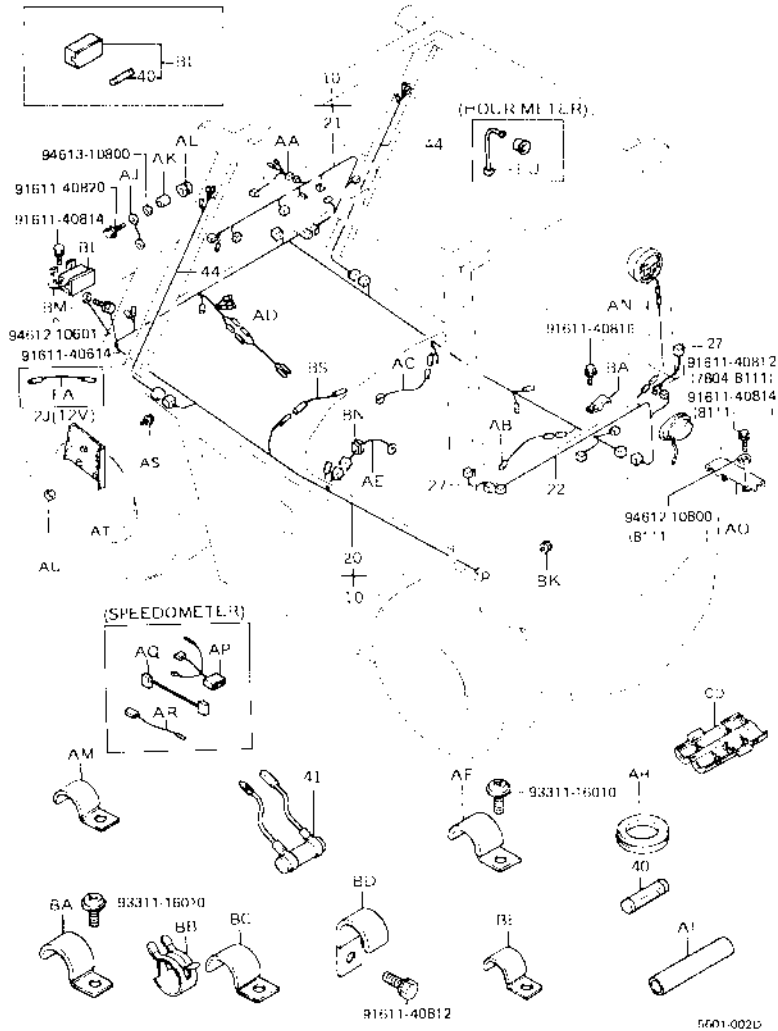
FIG. 5601
WIRING & CLAMP

5601

ATM

85/09

ATM



PART NAME

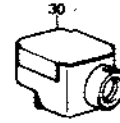
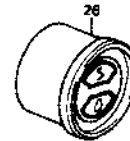
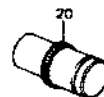
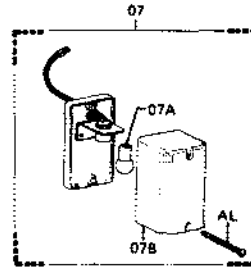
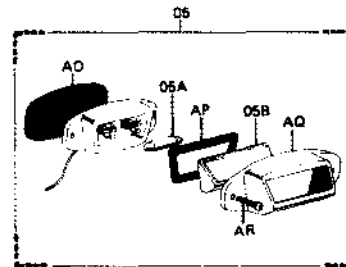
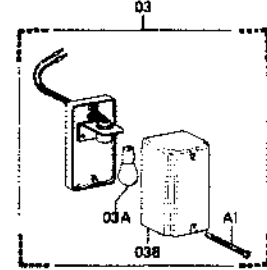
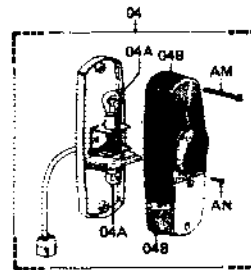
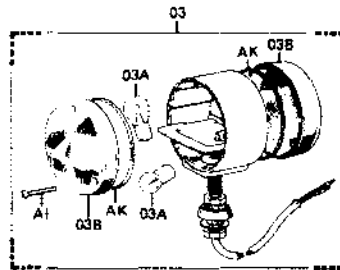
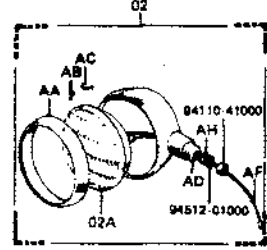
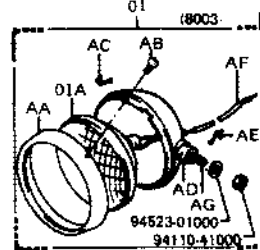
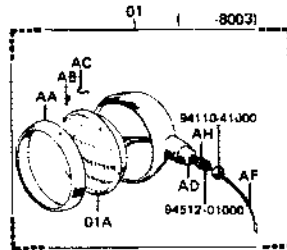
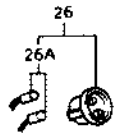
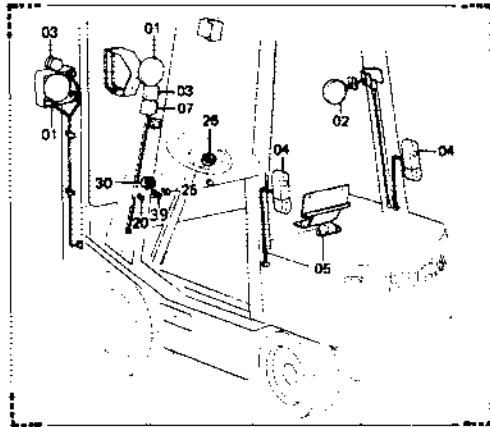
PART NAME

QTY

CODE	PART NAME	QTY
5601-10	HARNFSS ASSY, WIRING	1
5601-20	HARNFSS SUB-ASSY, MAIN	1
5601-21	HARNFSS SUB-ASSY, PANEL	1-1
5601-22	HARNFSS SUB-ASSY, RR	1
5601-27	HARNFSS, RR	2
5601-40	FUSE	1
5601-41	RESISTOR	1
5601-44	CORD, HEAD LAMP	2
5601-AA	CORD, OIL PRESSURE	1
5601-AB	CORD, WATER TEMPERATURE	1
5601-AC	CORD, TORCON HEAT GAGE	1
5601-AF	CLAMP	2
5601-AG	CORD, OIL PRESSURE	1
5601-AH	GRDMLT	4
5601-AJ	WIRE, LAMP BRACKET EARTH	2
5601-AK	CD LAMP	4
5601-AL	WASHLR, RUBBER	4
5601-AM	CLAMP	4
5601-AN	CORD, WORKING LAMP	1
5601-AP	CORD, SPEEDMETER	1
5601-AQ	CORD, SPEEDMETER	1
5601-AS	BOLT, W/WASHLR	2
5601-AT	PLATE SUB-ASSY	1
5601-AU	SPONGE	2
5601-BA	CLAMP	1
5601-BB	CLIP	1
5601-BC	CLAMP	1
5601-BD	CLAMP, ENGINE WIRE HARNESS	1
5601-BE	CLAMP	1
5601-BK	GRDMLT	1-2
5601-BL	FUSE BLOCK ASSY	1
5601-BM	BRACKET SUB-ASSY, FUSE BLOCK	1
5601-BN	FUSIBLE, LINK	1
5601-BS	HARNFSS, FUEL CUT	1
5601-CD	HOLDER, FUSE	1
5601-EU	CORD, HOUR METER	1

G107-001E

ATM



8611-002C

G107-001

FIG. 5611
LAMP

5611

ATM

85/09

PART NAME	PART NAME	QTY
CODE		
5611-01	LAMP ASSY, HEAD	2
5611-01A	UNIT, SEALBEAM (FDR HEAD LAMP)	2
5611-02	LAMP ASSY, WORKING	1
5611-02A	UNIT, SEALBEAM (FDR WORKING LAMP)	2
5611-03	LAMP ASSY, FLASHER	2
5611-03A	BULB (FDR FLASHER LAMP)	2
5611-03B	LENS (FDR FLASHER LAMP)	2
5611-04	LAMP ASSY, REAR COMBINATION	1
5611-04A	BULB (FDR REAR COMBINATION LAMP)	1
5611-04B	LENS (FDR REAR COMBINATION LAMP)	1
5611-05	LAMP ASSY, LICENCE	1
5611-05A	BULB (FDR LICENCE LAMP)	1
5611-05B	LENS (FDR LICENCE LAMP)	1
5611-07	LAMP ASSY, CLEARANCE	2
5611-07A	BULB (FDR CLEARANCE LAMP)	2
5611-07B	LENS (FDR CLEARANCE LAMP)	2
5611-20	LAMP ASSY, ACCUMULATOR PILOT	1
5611-24	LAMP ASSY, CHARGE WARNING	1
5611-25	LAMP ASSY, WORKING PILOT	1
5611-26	LAMP ASSY, COMBINATION PILOT	1
5611-26A	BULB (FDR COMBINATION PILOT LAMP)	2
5611-19	LAMP ASSY, PILOT (FOR GLOW)	1
5611-AA	RING	1
5611-AB	SCREW	1
5611-AC	SPRING, SET	3
5611-AD	SPACER	1
5611-AE	SPRING, SET	2
5611-AF	CORD, HEAD LAMP	1
5611-AH	STOPPER, SCREW	1
5611-AI	SCREW	4
5611-AK	PACKING	4
5611-AL	SCREW	4
5611-AM	SCREW	2
5611-AN	SCREW, TAP	2
5611-AD	PACKING	1
5611-AP	GASKET	1
5611-AQ	HOUSING	1
5611-AR	SCREW	2

G107-002E

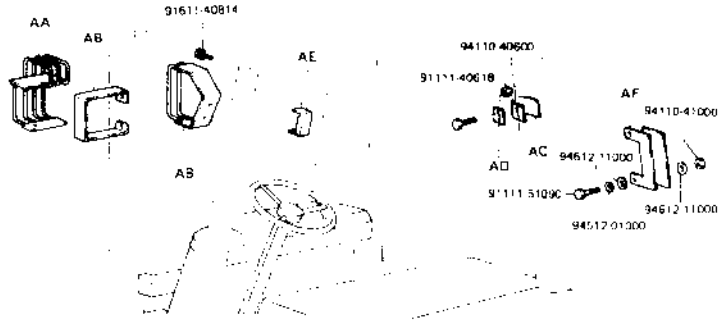
FIG. 5612
LAMP BRACKET

5612

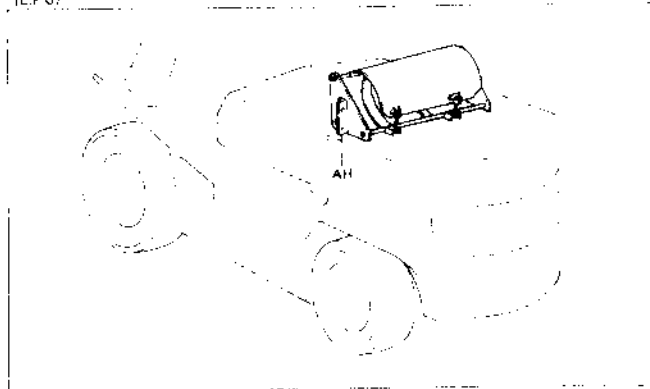
ATM

85/01

ATM



(L.P.G.)



5612-002

PART NAME	PART NAME	QTY
5612-AA	PROTECTOR SUB-ASSY, HEAD LAMP	1
5612-AB	BRACKET SUB-ASSY, HEAD LAMP	1
5612-AC	BRACKET, BACK LAMP	1
5612-AD	PLATE	1
5612-AE	COVER, CLEARANCE LAMP	2
5612-AF	GUARD, COMBINATION	4
5612-AH	BRACKET, REAR LAMP	2

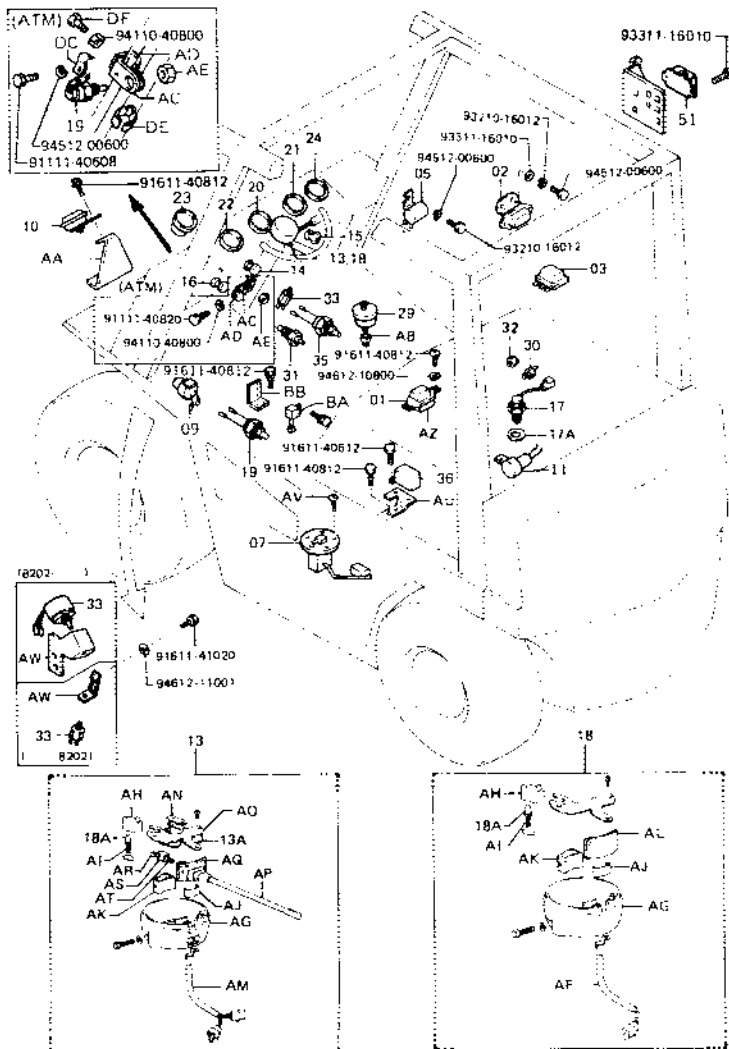
FIG. 5701
METER & SWITCH

5701

ATM

85/05

ATM



PART NAME

PART NAME

QTY

CODE

5701-01	REGULATOR ASSY, GENERATOR	1
5701-02	RELAY ASSY, STARTER	1
5701-03	RELAY ASSY, GLOW PLUG	1
5701-05	RELAY ASSY, FLASHER	1
5701-07	UNIT ASSY, FUEL	1
5701-09	BUZZER ASSY, ACCUMULATOR INDICATOR	1
5701-10	HORN ASSY	1
5701-11	BUZZER ASSY, BACK	1
5701-13	SWITCH ASSY, TURN SIGNAL	1
5701-13A	SWITCH ASSY, MICRO (FOR TURN SIGNAL SWITCH)	2
5701-14	SWITCH ASSY, LIGHT CONTROL	1
5701-15	SWITCH ASSY, IGNITION STARTER	1
5701-17	SWITCH ASSY, NEUTRAL SAFETY	1
5701-17A	GASKET (FOR NEUTRAL SAFETY SWITCH)	1
5701-18	SWITCH ASSY, HORN	1
5701-18A	CONTACT, HORN	1
5701-19	SWITCH ASSY, BACK-UP LAMP	1
5701-20	GAGE ASSY, FUEL	1
5701-21	GAGE ASSY, WATER TEMPERATURE (ENGINE)	1
5701-22	GAGE ASSY, TEMPERATURE (TORCON)	1
5701-23	GAGE ASSY, OIL PRESSURE (ENGINE)	1
5701-24	METER ASSY, HOUR	1
5701-29	GAGE ASSY, OIL PRESSURE SENDER (ENGINE)	1
5701-30	GAGE ASSY, WATER TEMPERATURE SENDER (ENGINE)	1
5701-31	GAGE ASSY, TEMPERATURE SENDER (TORCON)	1
5701-32	SWITCH ASSY, OIL PRESSURE (ENGINE)	1
5701-33	SWITCH ASSY, STOP LAMP	1
5701-35	SWITCH ASSY, ACCUMULATOR PILOT	1
5701-36	SWITCH ASSY, DISCONNECT	1
5701-51	TIMER, PREHEATING	1
5701-AA	BRACKET SUB-ASSY, HORN	1
5701-AB	BUSHING	1
5701-AC	PLATE, BACK UP LAMP SWITCH	1
5701-AD	CLAMP, BACK UP LAMP SWITCH	1
5701-AE	NUT, HEXAGON	1
5701-AF	HARNES ASSY	1
5701-AG	BODY, SWITCH	1
5701-AH	HOLDER, HORN POINT	1
5701-AI	SPRING, HORN CONTACT	1
5701-AJ	COVER	1
5701-AK	LOCKING BLOCK	1
5701-AL	COVER, RUBBER	1
5701-AM	HARNES ASSY	1
5701-AN	ACTUATOR	2
5701-AQ	PLATE, SWITCH	1
5701-AP	LEVER, SIGNAL	1
5701-AQ	BELLOWS	1
5701-AR	ROLLER	1
5701-AS	HOLDER, ROLLER	1
5701-AT	SPRING	1
5701-AU	BRACKET SUB-ASSY, DISCONNECT SWITCH	1
5701-AV	SCREW	5
5701-AW	BRACKET SUB-ASSY, STOP SWITCH	1
5701-AZ	PLATE, COVER	1
5701-DC	CLAMP	1
5701-DE	CLIP	1
5701-DF	BOLT	1

5701-002F

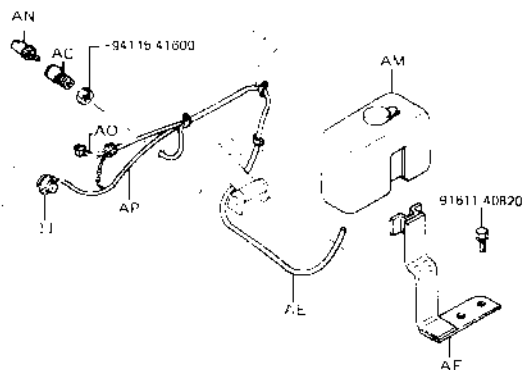
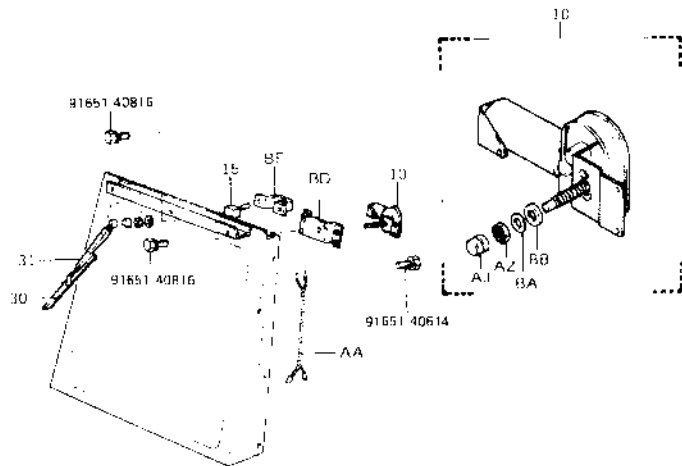
FIG. 5801
WIPER MOTOR & BLADE

5801

ATM

85/01

ATM (FRONT GLASS)



5801 015

PART NAME	PART NAME	QTY
CODE		
5801-10	MOTOR ASSY, WIPER	1
5801-15	SWITCH ASSY, WIPER	1
5801-30	BLADE SUB-ASSY, WIPER	1
5801-31	ARM SUB-ASSY, WIPER	1
5801-AA	HARNES, WIPER	1
5801-BD	BRACKET, WIPER MOTOR	1
5801-BE	BRACKET SUB-ASSY, SWITCH	1

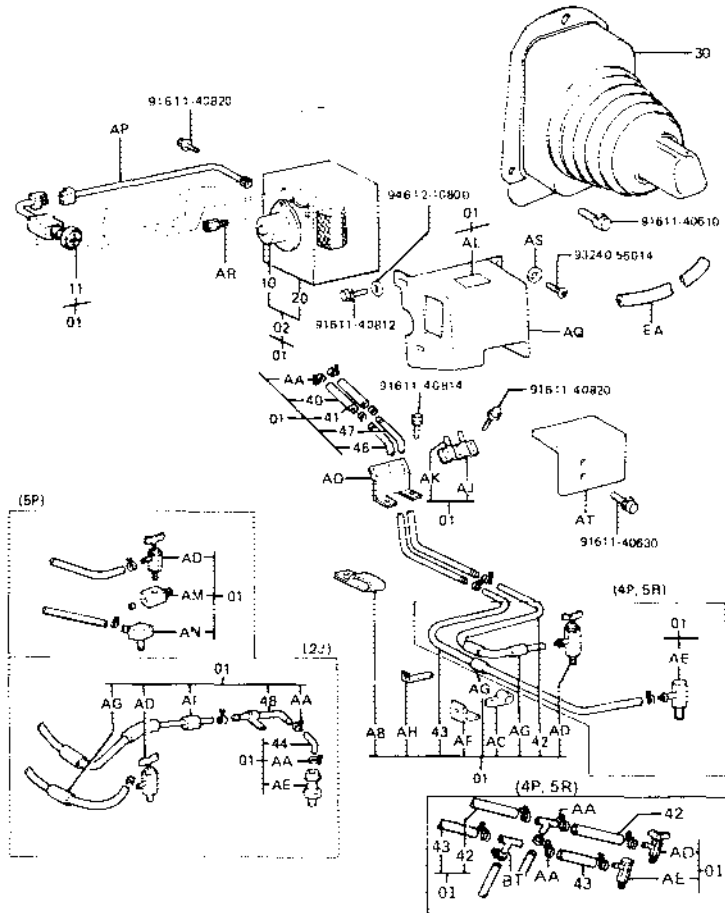
FIG. 5802
HEATER

5802

ATM

85/05

ATM



5802 003C

PART NAME	PART NAME	QTY
CODE		
5802-01	HEATER & ACCESSORY ASSY	1
5802-02	HEATER ASSY	1
5802-10	MOTOR ASSY	1
5802-11	SWITCH ASSY, HEATER	1
5802-20	UNIT SUB-ASSY, RADIATOR	1
5802-30	BOOT SUB-ASSY, TILT	1
5802-40	HOSE, NO.1	1
5802-41	HOSE, NO.2	1
5802-42	HOSE, NO.3	1
5802-43	HOSE, NO.4	1
5802-44	HOSE, NO.5	1
5802-46	PIPE, NO.1	1
5802-47	PIPE, NO.2	1
5802-48	PIPE, NO.3	1
5802-AA	CLAMP	2
5802-AB	CLAMP	2
5802-AD	JOINT	1
5802-AE	JOINT	1
5802-AG	BUSHING	3
5802-AH	BAND	1
5802-AI	BUSHING	1
5802-AJ	CLAMP	1
5802-AK	PROTECTOR	2
5802-AL	PLATE, CAUTION	1
5802-AM	3-WAY	1
5802-AN	ELBDW	1
5802-AQ	BRACKET SUB-ASSY, PIPE	1
5802-AP	HARNES SUB-ASSY, HEATER	1
5802-AQ	COVER, HEATER	1
5802-AR	BOLT	2
5802-AS	WASHER, WAVE	2
5802-AT	COVER, PIPE	1
5802-EA	RUBBER, EDGE	1
5802-EA	RUBBER, EDGE	1

MEMO

MEMO

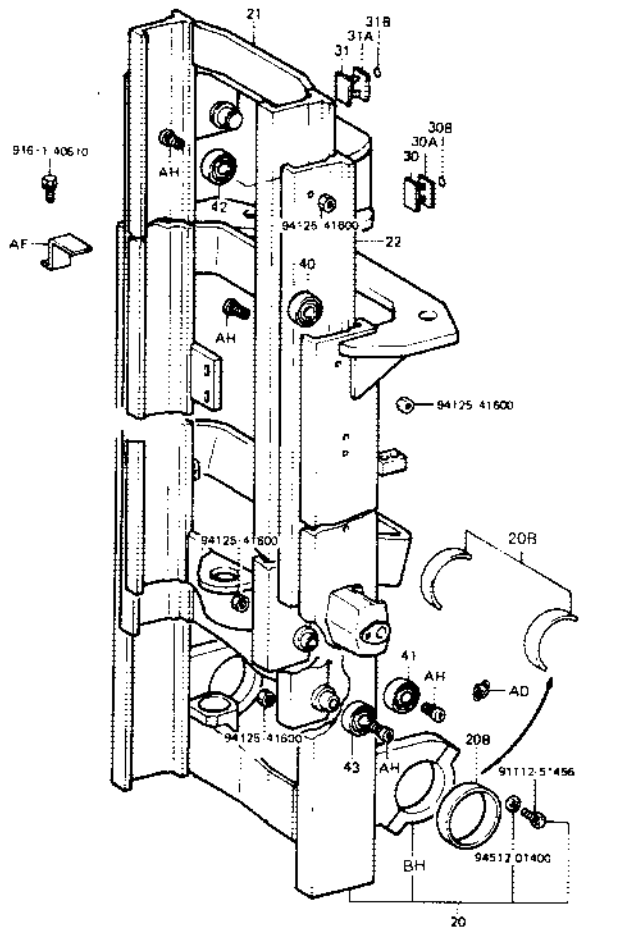
FIG. 6101
MAST

6101

FSV

85/01

FSV



6101 0198

PART NAME CODE	PART NAME	QTY
6101-20	MAST SUB-ASSY, OUTER	1
6101-20B	BUSH, MAST SUPPORT	1
6101-21	MAST SUB-ASSY, INNER	1
6101-22	MAST SUB-ASSY, MIDDLE	1
6101-30	STRIP SUB-ASSY, OUTER MAST	2
6101-30A	SHIM, OUTER MAST STRIP	99
6101-31	STRIP SUB-ASSY, MIDDLE MAST	2
6101-31A	SHIM, MIDDLE MAST STRIP	99
6101-40	ROLLER, LIFT (FOR OUTER MAST)	2
6101-41	ROLLER, LIFT (FOR INNER MAST)	2
6101-42	ROLLER, LIFT (FOR MIDDLE MAST UPPER)	2
6101-43	ROLLER, LIFT (FOR MIDDLE MAST LOWER)	2
6101-AD	FITTING, GREASE	2
6101-AF	COVER, ROLLER	2
6101-AH	BOLT	8
6101-BH	CAP, MAST SUPPORT	2

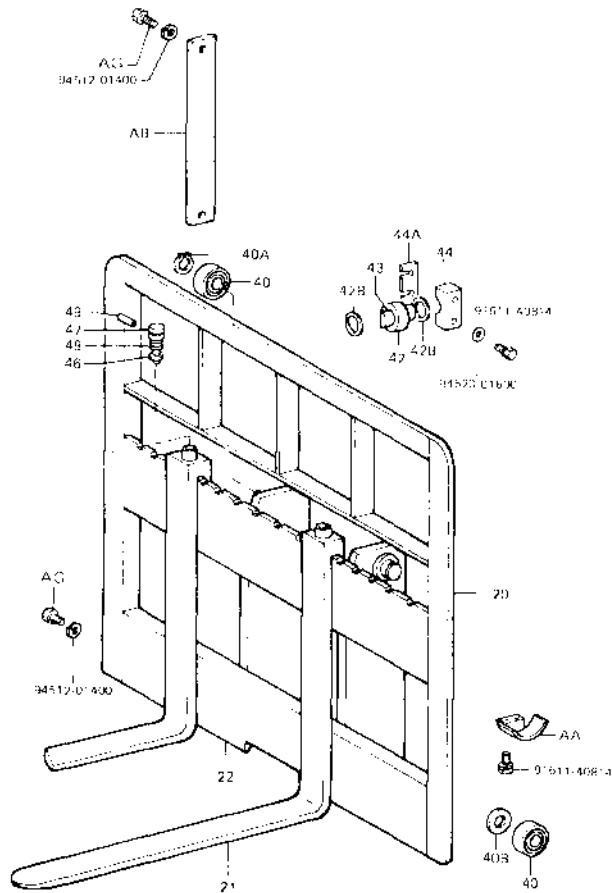
FIG. 6301
LIFT BRACKET & FORK

6301

FSV

85/01

FSV



PART NAME

CODE

PART NAME

QTY

6301-20	BACKREST SUB-ASSY	1
6301-21	FORK SUB ASSY	2
6301-22	BRACKET SUB ASSY, LEFT	1
6301-40	ROLLER, LIFT (UPPER, LOWER)	4
6301-40A	RING, SHAFT SNAP (UPPER, LOWER)	2
6301-40B	SHIM, LIFT ROLLER	99
6301-42	ROLLER, SIDE	2
6301-42B	SPACER (FOR SIDE ROLLER)	4
6301-43	SHAFT, SIDE ROLLER	2
6301-44	HOLDER, SIDE ROLLER SHAFT	4
6301-44A	SHIM (FOR SHAFT HOLDER)	99
6301-46	PIN, FORK STOPPER	2
6301-47	KNOB, FORK STOPPER PIN	2
6301-48	SPRING, FORK STOPPER PIN	2
6301-49	PIN, SPRING (FOR FORK STOPPER PIN)	2
6301-AA	COVER, LIFT BRACKET ROLLER	4
6301-AB	PLATE, SIDE	2
6301-AC	BOLT	4

6301 017A

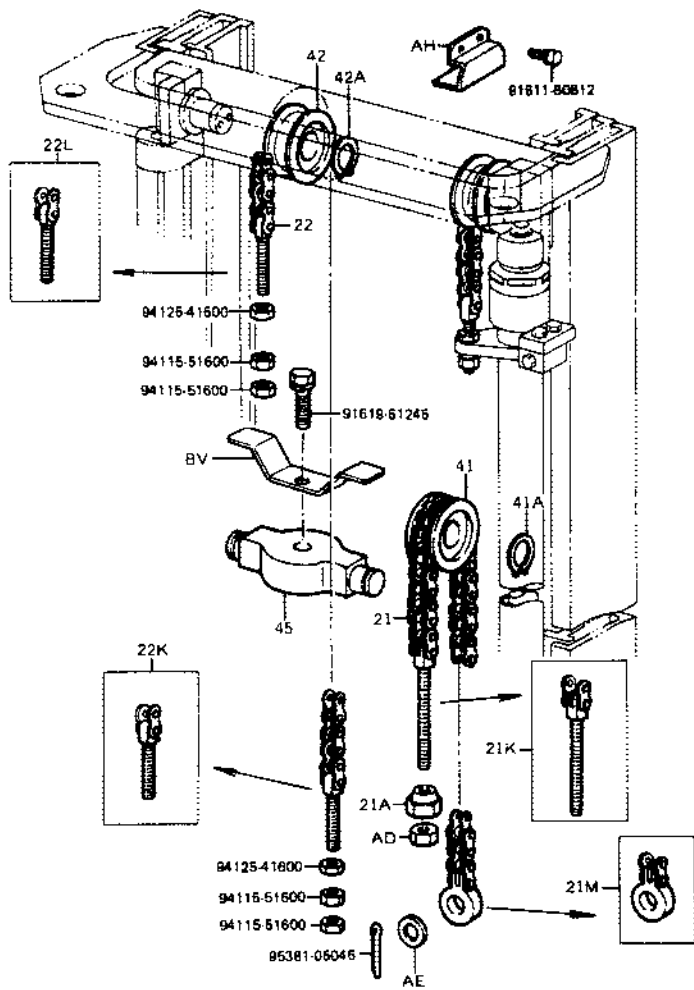
FIG. 6302
CHAIN & CHAIN WHEEL

6302

FSV

85/09

FSV



PART NAME	PART NAME	QTY
CODE		
6302-21	CHAIN SUB-ASSY (FRONT)	2
6302-21A	NUT, CHAIN ADJUST (FRONT)	2
6302-21K	BOLT KIT, CHAIN ANCHOR, NO.1 (FRONT)	2
6302-21M	BOLT KIT, CHAIN EYE (FRONT)	2
6302-22	CHAIN SUB-ASSY (REAR)	2
6302-22K	BOLT KIT, CHAIN ANCHOR, NO.1 (REAR)	2
6302-22L	BOLT KIT, CHAIN ANCHOR, NO.2 (REAR)	2
6302-41	WHEEL, CHAIN (FRONT)	2
6302-41A	RING, SHAFT SNAP (FOR FRONT CHAIN WHEEL)	2
6302-42	WHEEL, CHAIN (REAR)	4
6302-42A	RING, SHAFT SNAP (FOR CHAIN WHEEL)	4
6302-45	SUPPORT, CHAIN WHEEL	1
6302-AD	NUT, HEXAGON	2
6302-AE	WASHER, CHAIN SPECIAL	2
6302-AH	COVER, CHAIN WHEEL	2

G107-001E

FIG. 6502
FRONT LIFT CYLINDER

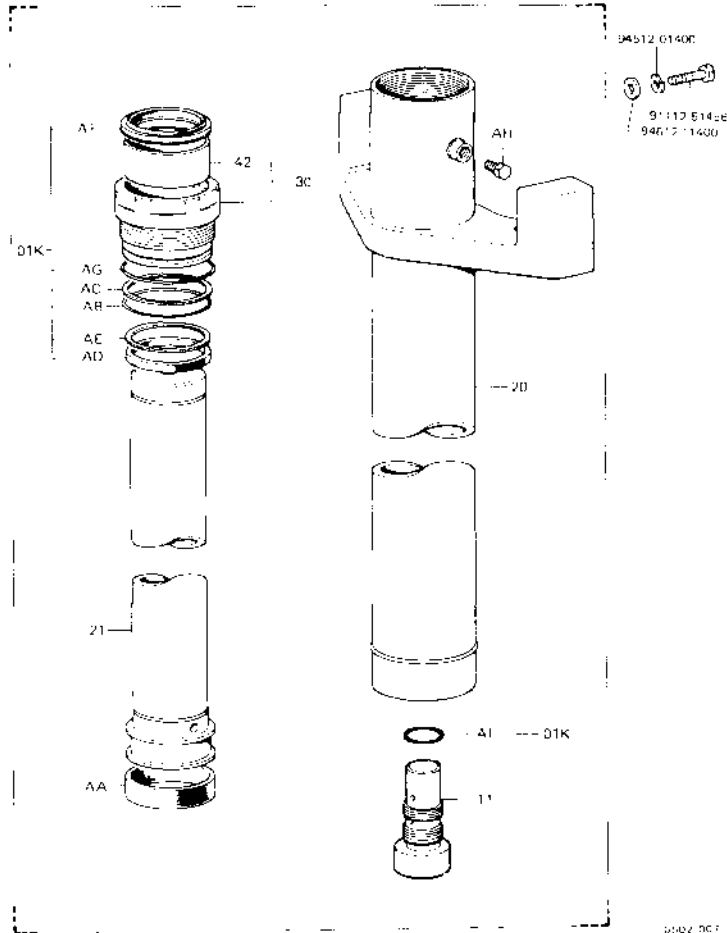
6502

FSV

85/01

FSV

01



PART NAME

PART NAME

QTY

CODE

CODE	PART NAME	QTY
6502-01	CYLINDER ASSY, LIFT	1
6502-01K	CYLINDER O/H KIT, LIFT	1
6502-11	VALVE ASSY, SAFETY DOWN	1
6502-20	CYLINDER SUB-ASSY, LIFT	1
6502-21	ROD SUB-ASSY, LIFT CYLINDER	1
6502-30	GUIDE SUB-ASSY, LIFT CYLINDER ROD	1
6502-42	SLEEVE, LIFT CYLINDER ROD GUIDE	1
6502-AA	BUSHING	1
6502-AB	RING, O	1
6502-AC	RING, BACK UP	1
6502-AD	PACKING, U	1
6502-AE	RING, BACK UP	1
6502-AF	SEAL, DUST	1
6502-AG	RING, O	1
6502-AH	PLUG, D	1
6502-AI	RING, O	1

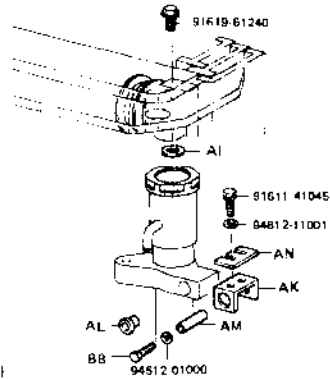
FIG. 6503
REAR LIFT CYLINDER

6503

FSV

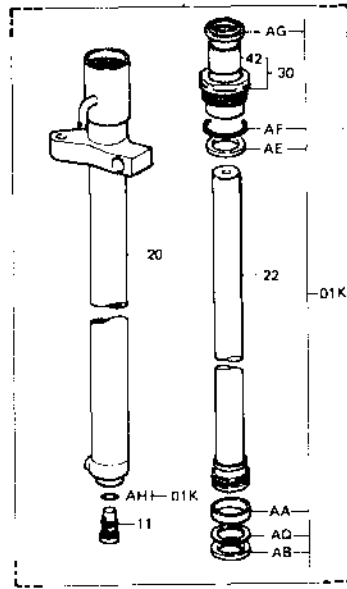
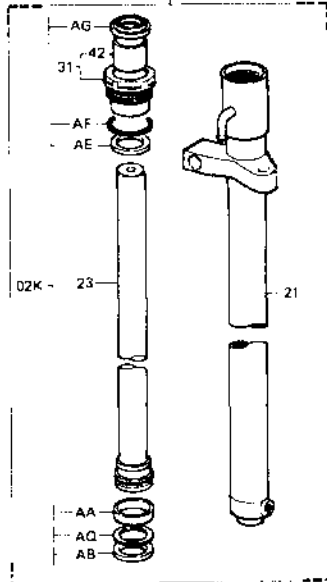
85/01

FSV



02(LH)

01(RH)



6503-01DR

PART NAME	PART NAME	QTY
CODE		
6503-01	CYLINDER ASSY, LIFT, RH	1
6503-01K	CYLINDER O/H KIT, LIFT, RH	1
6503-02	CYLINDER ASSY, LIFT, LH	1
6503-02K	CYLINDER O/H KIT, LIFT, LH	1
6503-11	VALVE ASSY, SAFETY DOWN	1
6503-20	CYLINDER SUB-ASSY, LIFT, RH	1
6503-21	CYLINDER SUB-ASSY, LIFT, LH	1
6503-22	ROD SUB-ASSY, LIFT CYLINDER, RH	1
6503-23	ROD SUB-ASSY, LIFT CYLINDER, LH	1
6503-30	GUIDE SUB-ASSY, LIFT CYLINDER ROD, RH	1
6503-31	GUIDE SUB-ASSY, LIFT CYLINDER ROD, LH	1
6503-42	SLEEVE, LIFT CYLINDER ROD GUIDE	2
6503-AA	RING, WEAR	2
6503-AB	PACKING, U	2
6503-AE	PACKING, U	2
6503-AF	RING, O	2
6503-AG	SEAL, DUST	2
6503-AH	RING, O	1
6503-AI	SHIM	2
6503-AK	BRACKET SUB-ASSY, LIFT CYLINDER	2
6503-AL	BUSHING	4
6503-AM	SPACER	2
6503-AN	SHIM	2
6503-AQ	RING, BACK UP	2
6503-BB	BOLT	2

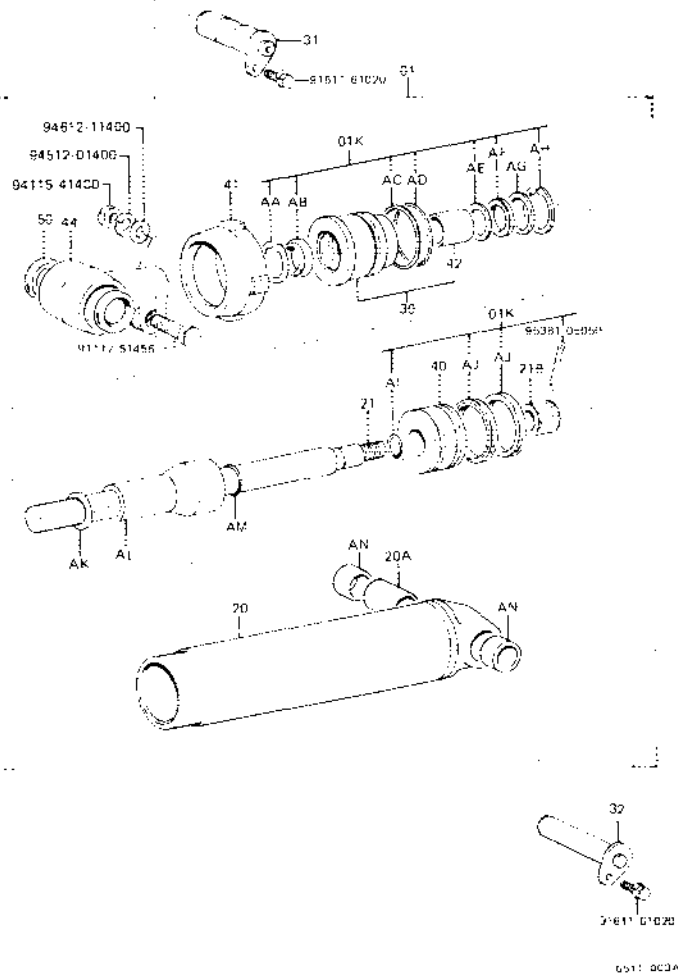
FIG: 6511
TILT CYLINDER

6511

FSV

85/01

FSV



PART NAME:		QTY
CODE	PART NAME	
6511-01	CYLINDER ASSY, TILT	2
6511-01K	CYLINDER O/H KIT, TILT	2
6511-20	CYLINDER SUB-ASSY, TILT	2
6511-20A	BUSH, PIN (FOR CYLINDER)	2
6511-21	ROD SUB-ASSY, TILT CYLINDER PISTON	2
6511-21B	NUT, CASTLE	2
6511-30	GUIDE SUB-ASSY, TILT CYLINDER ROD	2
6511-31	PIN SUB-ASSY, TILT CYLINDER, FR	2
6511-32	PIN SUB-ASSY, TILT CYLINDER, RR	2
6511-40	PISTON, TILT CYLINDER	2
6511-41	COVER, TILT CYLINDER	2
6511-42	SLEEVE, TILT CYLINDER ROD GUIDE	2
6511-44	JOINT, PISTON ROD	2
6511-50	SEAL, GREASE	4
6511-AA	RING, HOLE SNAP	2
6511-AB	SEAL, DUST	2
6511-AC	RING, BACK UP	2
6511-AD	RING, O	2
6511-AE	RING, BACK UP	2
6511-AF	PACKING, O	2
6511-AG	PLATE, STOPPER	2
6511-AH	RING, HOLE SNAP	2
6511-AI	RING, O	2
6511-AJ	PACKING, O	4
6511-AK	SHIM, TILT CONTROL	99
6511-AL	SPACER, TILT CONTROL	2
6511-AM	RING, O	2
6511-AN	COLLAR	4

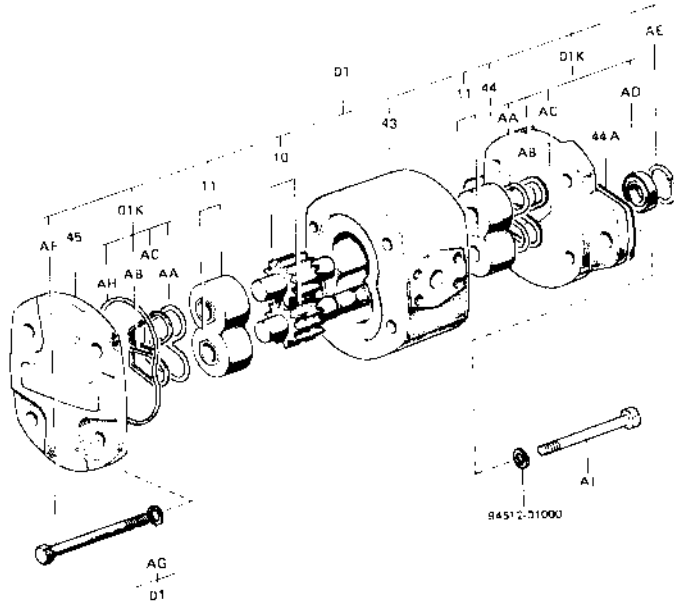
FIG. 6701
OIL PUMP

6701

FSV

85/01

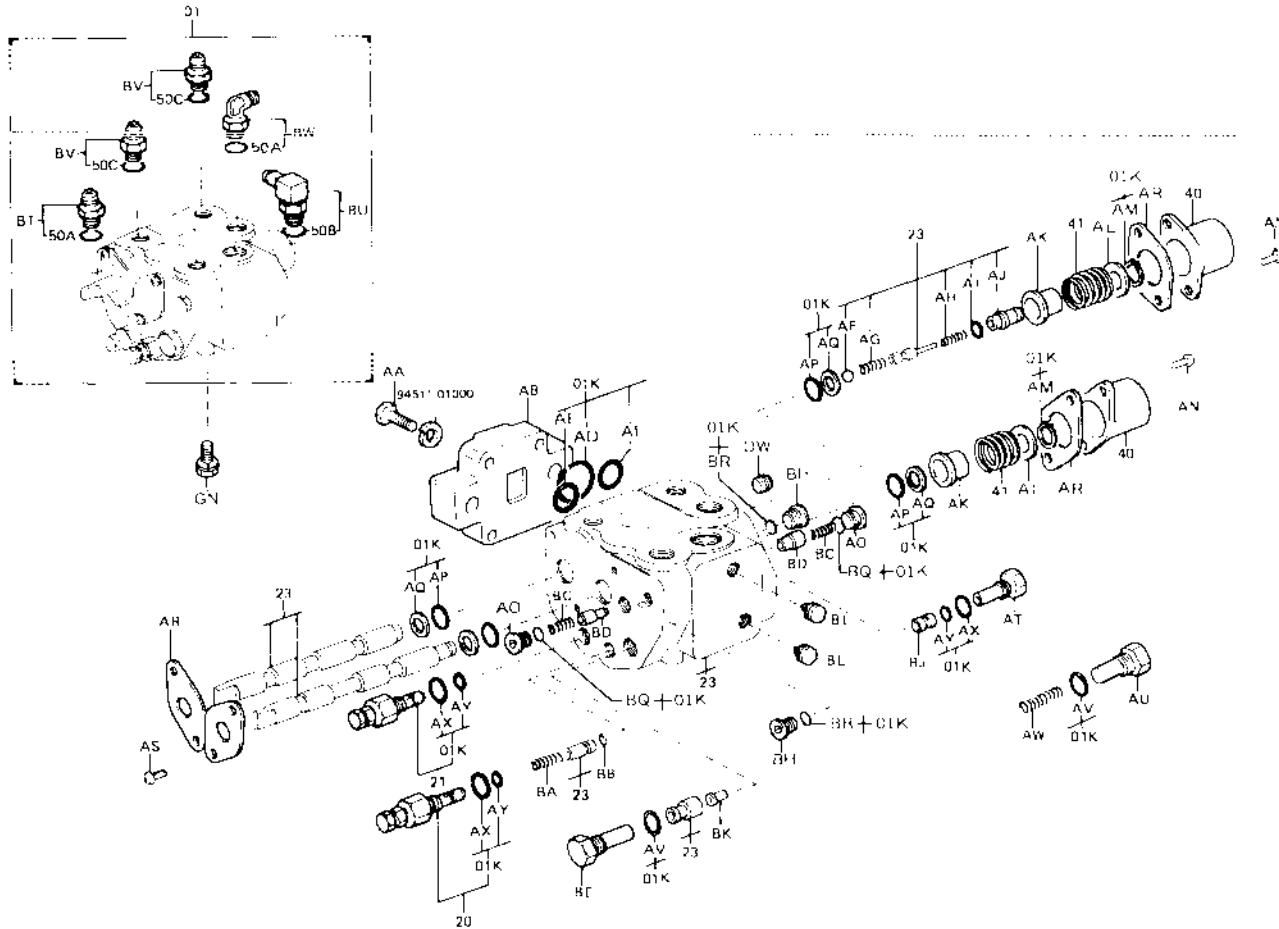
FSV



6701-005A

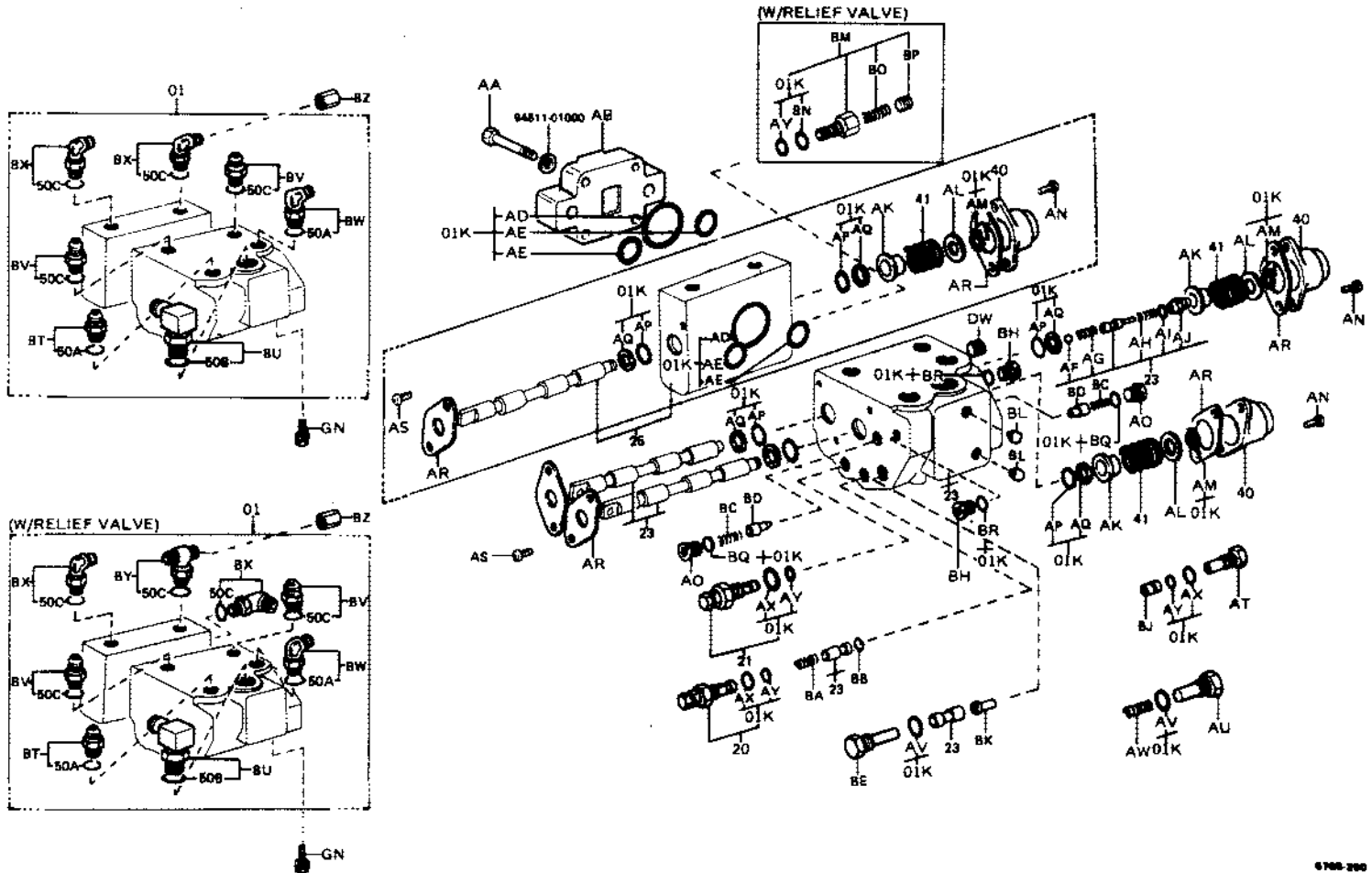
PART NAME CODE	PART NAME	QTY
6701-01	PUMP ASSY, OIL	1
6701-01K	PUMP O/H KIT, OIL	1
6701-10	GEAR SET	1
6701-11	BUSH SET, NO.1	2
6701-43	BODY	1
6701-44	FLANGE, MOUNTING	1
6701-44A	PACKING, OIL PUMP	1
6701-45	COVER	1
6701-AA	SEAL, BUSHING	2
6701-AB	RING, BACKING, RH	2
6701-AC	RING, BACKING, LH	2
6701-AD	SEAL, OIL	1
6701-AE	RING, SNAP	1
6701-AF	BOLT	4
6701-AG	WASHER, SPRING	4
6701-AH	SEAL, BODY	7
6701-AI	BOLT	2

FSV

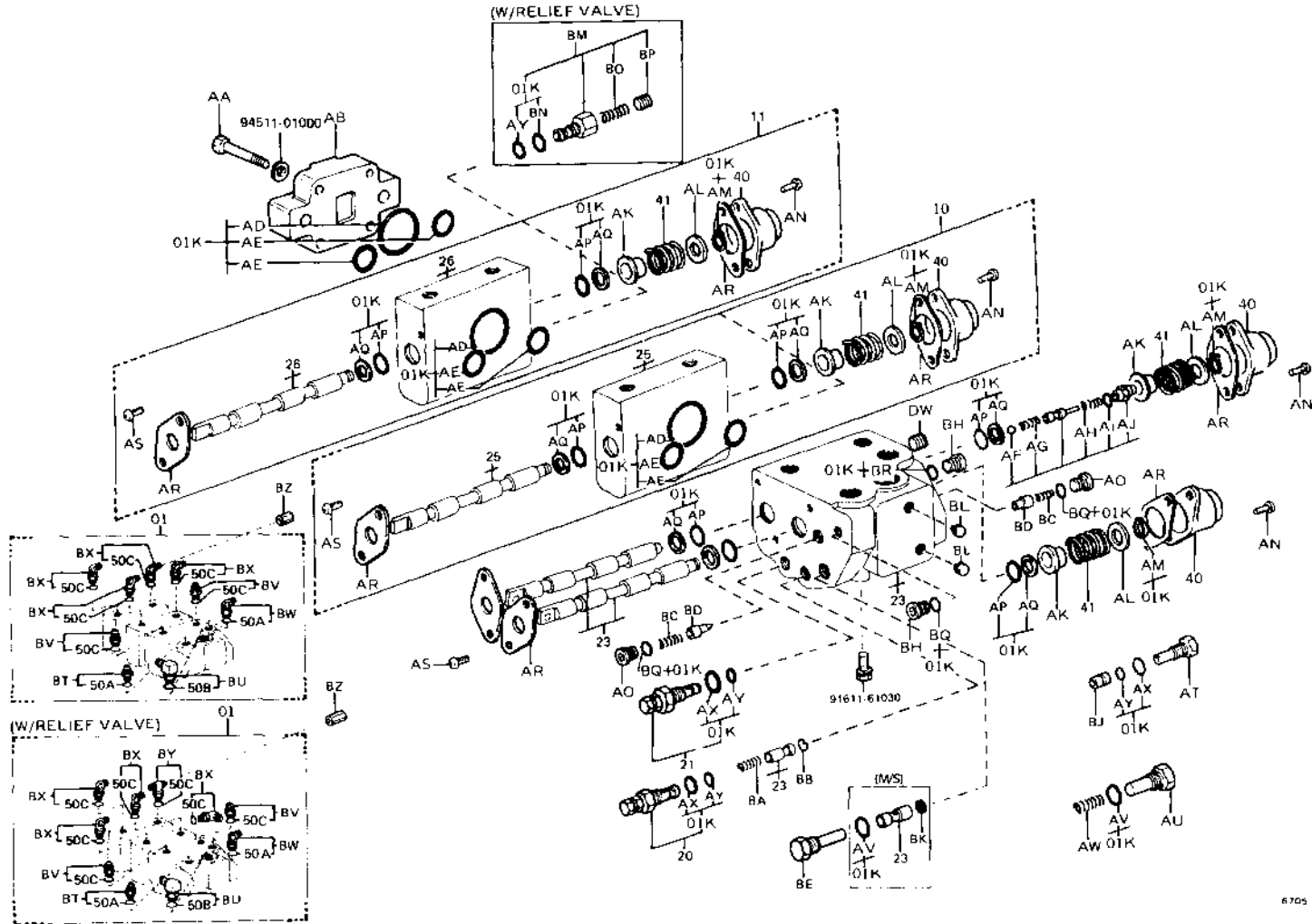


6705 '91

F5V (3-WAY)



FSV (4-WAY)



PART NAME CODE	PART NAME	QTY
6705-01	VALVE ASSY, OIL CONTROL	1
6705-01K	VALVE O/H KIT, OIL CONTROL	1
6705-10	VALVE ASSY, PLUNGER SECTION, NO.1	1
6705-11	VALVE ASSY, PLUNGER SECTION, NO.2	1
6705-20	VALVE SET, PILOT RELIEF, NO.1	1
6705-21	VALVE SET, PILOT RELIEF, NO.2	1
6705-23	HOUSING & SPOOL SET, NO.1	1
6705-25	HOUSING & SPOOL SET, ATTACHMENT, NO.1	1
6705-26	HOUSING & SPOOL SET, ATTACHMENT, NO.2	1
6705-40	COVER, SPRING	2
6705-41	SPRING, COMPRESSION (FOR SPOOL RETURN)	2
6705-50A	RING, O, NO.1 (FOR VALVE FITTING)	2
6705-50B	RING, O, NO.2 (FOR VALVE FITTING)	1
6705-50C	RING, O, NO.3 (FOR VALVE FITTING)	2
6705-AA	BOLT	4
6705-AB	HOUSING, INLET, NO.2	1
6705-AD	RING, O	2
6705-AE	RING, O	1
6705-AF	BALL, STEEL	1
6705-AG	SPRING	1
6705-AH	SPRING, COMPRESSION	1
6705-AI	RING, O	1
6705-AJ	STOPPER	1
6705-AK	HOLDER, SPRING	2
6705-AL	WASHER, PLATE	2
6705-AM	RING, SHAFT SNAP	2
6705-AN	SCREW	4
6705-AD	PLUG	2
6705-AP	RING, O	4
6705-AD	RING, BACK UP	4
6705-AR	HOLDER, SEAL	4
6705-AS	SCREW	4
6705-AT	STOPPER	1
6705-AU	STOPPER	1
6705-AV	RING, O	2
6705-AW	SPRING, COMPRESSION	1
6705-AX	RING, O	3
6705-AY	RING, O	3
6705-BA	SPRING, COMPRESSION	1
6705-BB	WIRE, DRIFICE TURNING	1
6705-BC	SPRING, COMPRESSION	2
6705-BD	PLUNGER, CHECK	2
6705-BE	STOPPER	1
6705-BH	PLUG	1
6705-BJ	SEAT, VALVE	1
6705-BK	VALVE, CHECK	1
6705-BL	SEAT, INSERT	2
6705-BM	VALVE SUB-ASSY, RELIEF	1
6705-BN	RING, O	1
6705-BQ	SPRING	1
6705-BP	STOPPER	1
6705-BD	RING, O	2
6705-BR	RING, O	2
6705-BT	FITTING	1
6705-BU	FITTING	1
6705-BV	FITTING	2
6705-BW	FITTING	1
6705-BX	FITTING	2
6705-BY	FITTING	1
6705-BZ	PLUG	3
6705-DW	PLUG	1
6705-GN	BOLT, W/WASHER	4

FIG. 6709
OIL CONTROL VALVE LINK

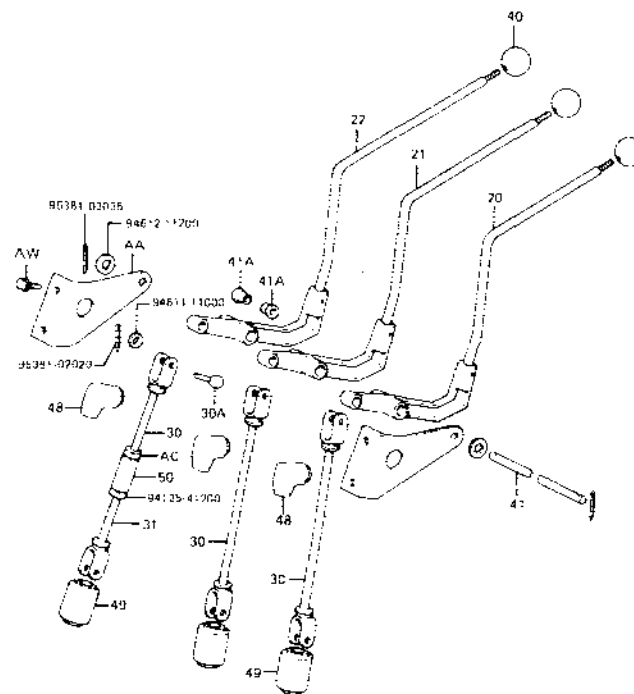
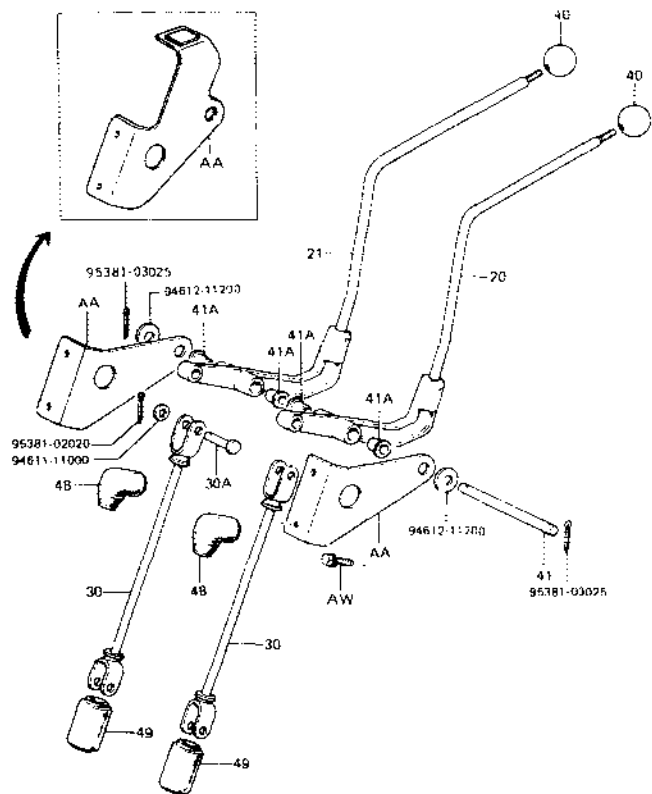
6709

FSV

85/01

FSV

FSV (3-WAY)



6709 004A

6709 001B

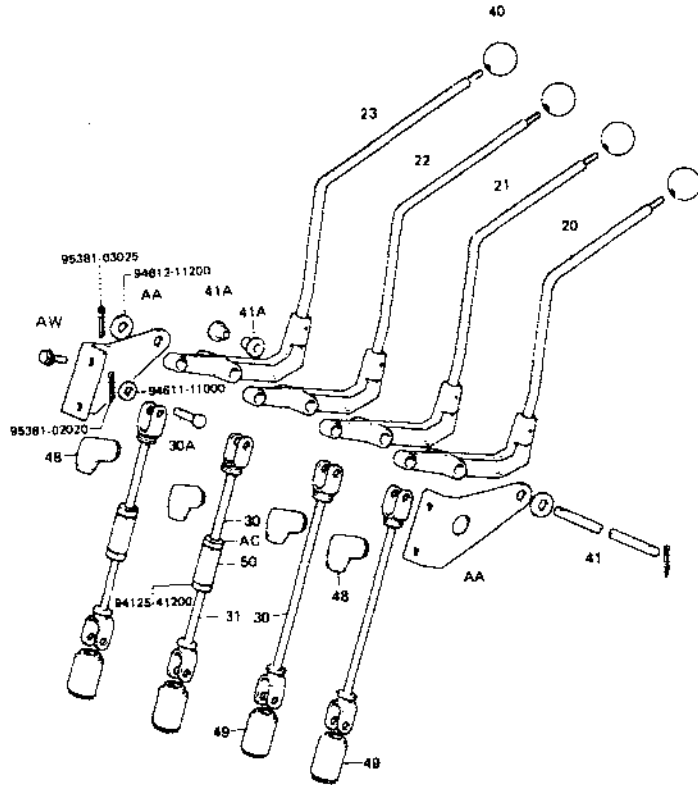
FIG-6709
DIL CONTROL VALVE LINK

6709

FSV

85/01

FSV (4-WAY)



PART NAME CODE	PART NAME	QTY
6709-20	LEVER SUB-ASSY, CONTROL VALVE, NO.1	1
6709-21	LEVER SUB-ASSY, CONTROL VALVE, NO.2	1
6709-22	LEVER SUB-ASSY, CONTROL VALVE, NO.3	1
6709-23	LEVER SUB-ASSY, CONTROL VALVE, NO.4	1
6709-30	ROD SUB-ASSY, CONTROL VALVE LEVER, NO.1	1
6709-30A	PIN (FOR CONTROL VALVE LEVER ROD)	4
6709-31	ROD SUB-ASSY, CONTROL VALVE LEVER, NO.2	1
6709-40	KNOB, OIL CONTROL VALVE LEVER	2
6709-41	PIN, OIL CONTROL VALVE LEVER	1
6709-41A	BUSH (FOR LEVER PIN)	4
6709-48	TURNBUCKLE, CONTROL VALVE LINK, NO.1	2
6709-49	TURNBUCKLE, CONTROL VALVE LINK, NO.2	2
6709-50	TURNBUCKLE	1
6709-AA	SHACKLE SUB-ASSY	1
6709-AC	NUT	1
6709-AW	BOLT	4

6709 0034

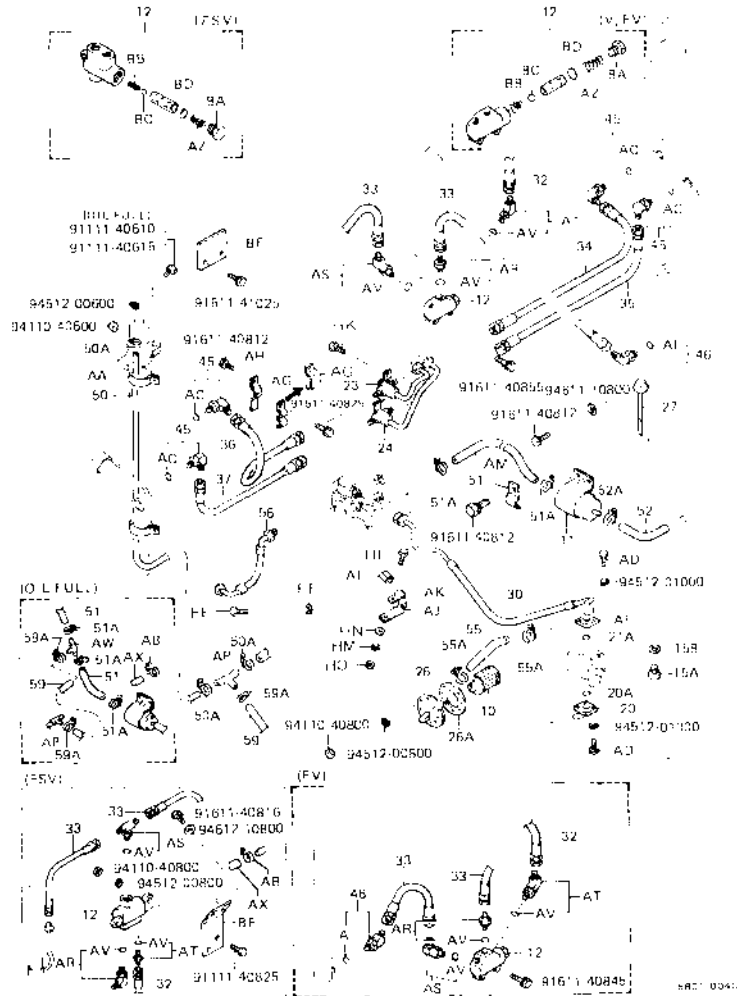
FIG. 6801
BODY PIPING

6801

FSV

85/01

FSV



CODE	PART NAME	QTY
6801-10	FILTER ASSY, SUCTION	1
6801-11	FILTER ASSY, RETURN	1
6801-12	VALVE ASSY, FLOW REGULATOR	1
6801-15A	PLUG (FOR OIL TANK DRAIN)	1
6801-15B	GASKET (FOR OIL TANK DRAIN PLUG)	1
6801-20	PIPE SUB-ASSY (PUMP INLET)	1
6801-20A	RING, O (FOR OIL PUMP INLET)	1
6801-21A	RING, O (FOR OIL PUMP OUTLET)	1
6801-23	PIPE SUB-ASSY (TILT CYLINDER FRONT)	1
6801-24	PIPE SUB-ASSY (TILT CYLINDER REAR)	1
6801-26	OUTLET SUB-ASSY, OIL TANK	1
6801-26A	PACKING, OIL TANK COVER	1
6801-27	CAP SUB-ASSY, OIL TANK	1
6801-30	HOSE, HIGH PRESSURE, NO.1 (PUMP TO VALVE)	1
6801-32	HOSE, HIGH PRESSURE, NO.1 (VALVE TO LIFT)	1
6801-33	HOSE, HIGH PRESSURE, NO.2 (VALVE TO LIFT)	2
6801-34	HOSE, HIGH PRESSURE, NO.1 (TILT FRONT)	1
6801-35	HOSE, HIGH PRESSURE, NO.1 (TILT REAR)	1
6801-36	HOSE, HIGH PRESSURE, NO.2 (TILT FRONT)	1
6801-37	HOSE, HIGH PRESSURE, NO.2 (TILT REAR)	1
6801-45	FITTING (FOR TILT CYLINDER)	4
6801-46	FITTING (FOR LIFT CYLINDER)	2
6801-50	HOSE, LOW PRESSURE, NO.1 (LIFT TO TANK)	2
6801-50A	CLAMP (FOR LIFT TO TANK NO.1 HOSE)	6
6801-51	HOSE, LOW PRESSURE, NO.1 (VALVE TO TANK)	1
6801-51A	CLAMP (FOR VALVE TO TANK NO.1 HOSE)	2
6801-52	HOSE, LOW PRESSURE, NO.2 (VALVE TO TANK)	1
6801-52A	CLAMP (FOR VALVE TO TANK NO.2 HOSE)	2
6801-55	HOSE, LOW PRESSURE (TANK TO PUMP)	1
6801-55A	CLAMP (FOR TANK TO PUMP HOSE)	2
6801-56	HOSE, LOW PRESSURE (STEERING TO VALVE)	1
6801-59	HOSE, LOW PRESSURE, NO.2 (LIFT TO TANK)	1
6801-59A	CLAMP (FOR LIFT TO TANK NO.2 HOSE)	4
6801-AA	BAND, LIFT CYLINDER OVERFLOW HOSE	2
6801-AB	CLAMP	2
6801-AC	RING, O	4
6801-AD	BOLT	8
6801-AF	FLANGE, SPLIT	1
6801-AG	CLAMP	1
6801-AH	BRACKET SUB-ASSY, TILT HOSE	1
6801-AJ	BRACKET, HIGH PRESSURE HOSE	1
6801-AK	CLAMP	1
6801-AL	COVER	1
6801-AM	CLAMP, HOSE	1
6801-AP	PIPE	1
6801-AR	FITTING	1
6801-A5	FITTING	1
6801-AT	FITTING	1
6801-AV	RING, O	6
6801-AW	ELBOW SUB-ASSY, 3-WAY	1
6801-AX	CAP, OIL TANK OVERFLOW PIPE	1
6801-AZ	SPRING, COMPRESSION	1
6801-BA	PLUG	1
6801-BB	SPRING, COMPRESSION	1
6801-BC	BALL, STEEL	1
6801-BD	RING, O	1
6801-BF	BRACKET, FLOW REGULATOR	1
6801-BJ	BAND (FOR VALVE TO LIFT CYLINDER HOSE)	2
6801-FE	BOLT	1
6801-FF	WASHER	1
6801-HK	BOLT	1
6801-HL	BOLT	1
6801-HM	WASHER	1
6801-HN	WASHER	1

FIG. 6801
BODY PIPING

6801

FSV

85/01

PART NAME CODE	PART NAME	QTY
6801-HO	NUT	1

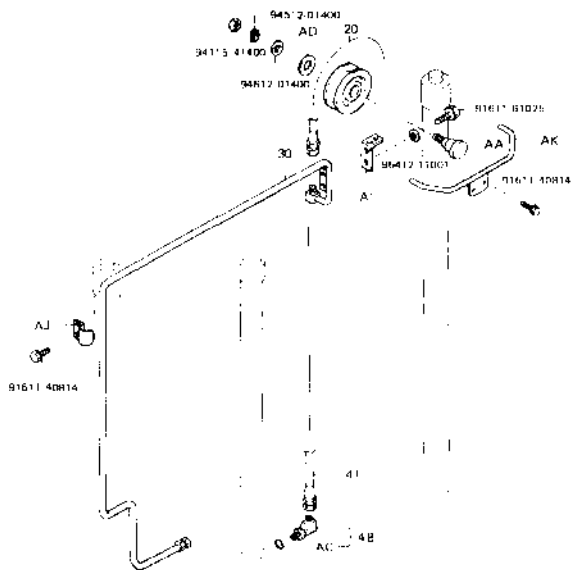
FIG. 6802
MAST PIPING

6802

FSV

85/01

FSV



PART NAME	PART NAME	QTY
CODE		
6802-20	PULLEY SUB-ASSY, HOSE GUIDE, NO.1	1
6802-30	PIPE SUB-ASSY, NO.1 (FRONT LIFT)	1
6802-41	HOSE, HIGH PRESSURE, NO.1 (FRONT LIFT)	1
6802-4B	FITTING (FOR FRONT LIFT CYLINDER)	1
6802-AA	PIN, HOSE GUIDE PULLEY	1
6802-AC	RING, D	1
6802-AD	COLLAR	1
6802-AI	BRACKET, PIPE	1
6802-AJ	CLAMP	2
6802-AK	GUIDE SUB-ASSY, HOSE	1

6802-015A

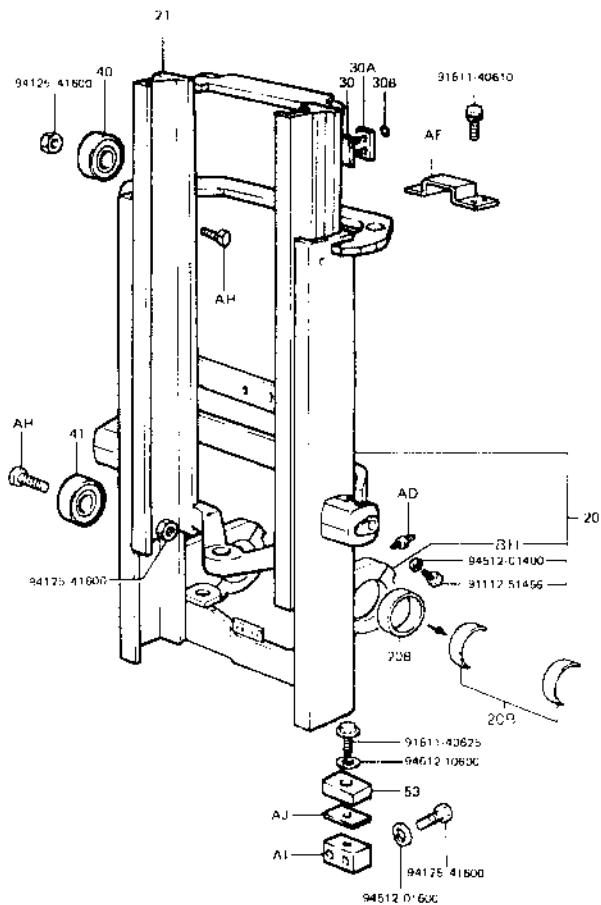
FIG. 6101
MAST

6101

FV

85/01

FV



PART NAME CODE	PART NAME	QTY
6101-20	MAST SUB-ASSY, OUTER	1
6101-20B	BUSH, MAST SUPPORT	1
6101-21	MAST SUB-ASSY, INNER	1
6101-30	STRIP SUB-ASSY, OUTER MAST	2
6101-30A	SHIM, OUTER MAST STRIP	99
6101-40	ROLLER, LIFT (FOR OUTER MAST)	2
6101-41	ROLLER, LIFT (FOR INNER MAST)	2
6101-53	CUSHION, MAST (FOR INNER MAST)	2
6101-AD	FITTING, GREASE	2
6101-AF	COVER, ROLLER	2
6101-AH	BOLT	4
6101-AI	STOPPER	2
6101-AJ	SHIM, STOPPER	2
6101-BH	CAP, MAST SUPPORT	2

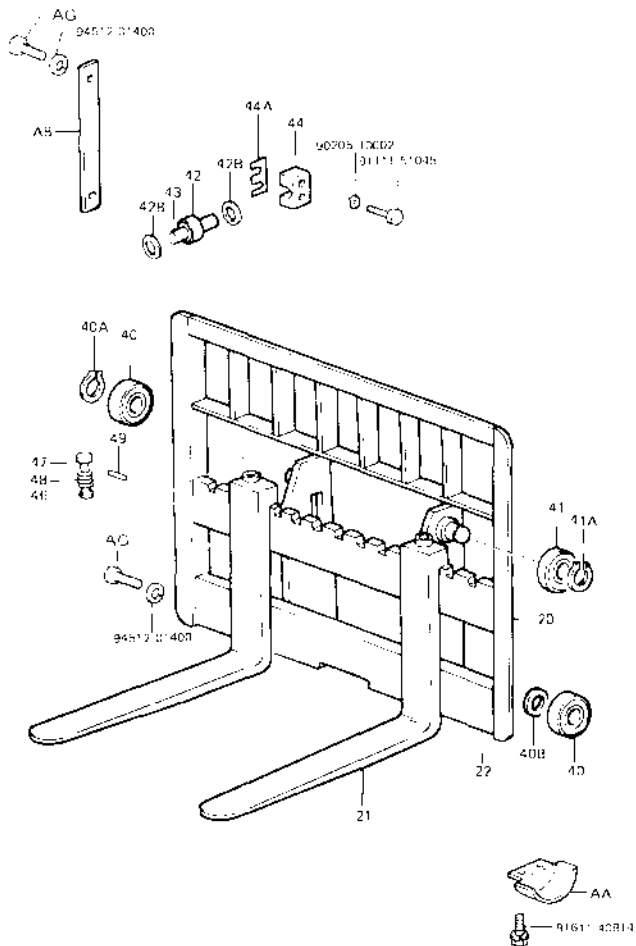
FIG. 6301
LIFT BRACKET & FORK

6301

FV

85/01

FV



6301 018A

PART NAME

PART NAME

QTY

CODE

CODE	PART NAME	QTY
6301-2D	BACKREST SUB-ASSY	1
6301-21	FORK SUB ASSY	2
6301-27	BRACKET SUB-ASSY, LIFT	1
6301-40	ROLLER, LIFT (UPPER, LOWER)	4
6301-40A	RING, SHAFT SNAP (UPPER, LOWER)	2
6301-40B	SHIM, LIFT ROLLER	99
6301-41	ROLLER, LIFT (CENTER)	2
6301-41A	RING, SHAFT SNAP (CENTER)	2
6301-42	ROLLER, SIDE	7
6301-42B	SPACER (FOR SIDE ROLLER)	4
6301-43	SHAFT, SIDE ROLLER	2
6301-44	HOLDER, SIDE ROLLER	4
6301-44A	SHIM (FOR SHAFT HOLDER)	99
6301-46	PIN, FORK STOPPER	2
6301-47	KNDR, FORK STOPPER PIN	2
6301-48	SPRING, FORK STOPPER PIN	2
6301-49	PIN, SPRING (FOR FORK STOPPER PIN)	2
6301-AA	COVER, LIFT BRACKET ROLLER	4
6301-AB	PLATE, SIDE	2
6301-AG	BOLT	4

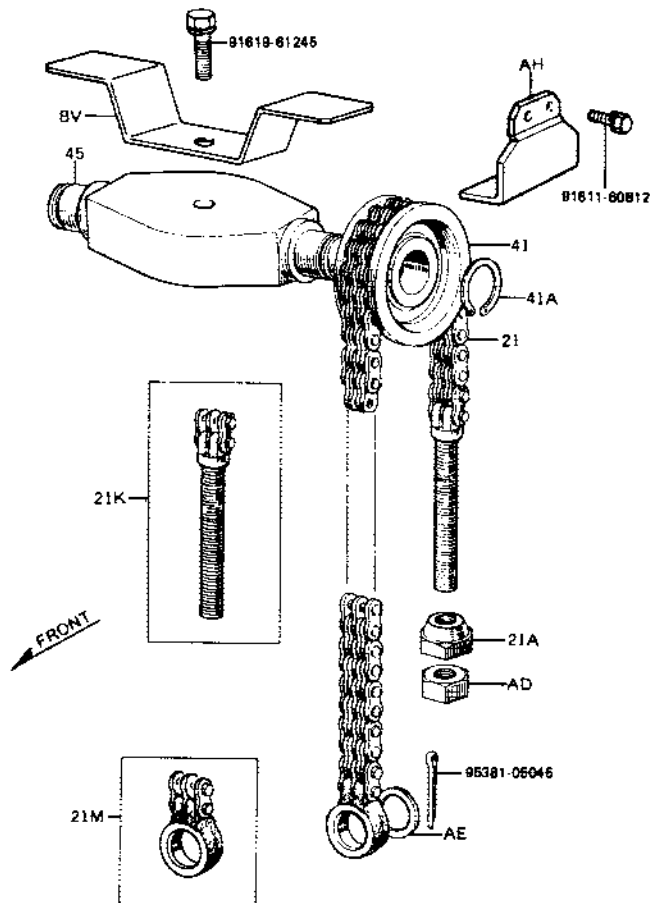
FIG. 6302
CHAIN & CHAIN WHEEL

6302

FV

85/09

FV



PART NAME CODE	PART NAME	QTY
6302-21	CHAIN SUB-ASSY (FRONT)	2
6302-21A	NUT, CHAIN ADJUST (FRONT)	2
6302-21K	BOLT KIT, CHAIN ANCHOR, NO.1 (FRONT)	2
6302-21M	BOLT KIT, CHAIN EYE (FRONT)	2
6302-41	WHEEL, CHAIN (FRONT)	2
6302-41A	RING, SHAFT SNAP (FOR FRONT CHAIN WHEEL)	2
6302-45	SUPPORT, CHAIN WHEEL	1
6302-AD	NUT, HEXAGON	2
6302-AE	WASHER, CHAIN SPECIAL	2
6302-AH	COVER, CHAIN WHEEL	2

6302-0179

G107-001E

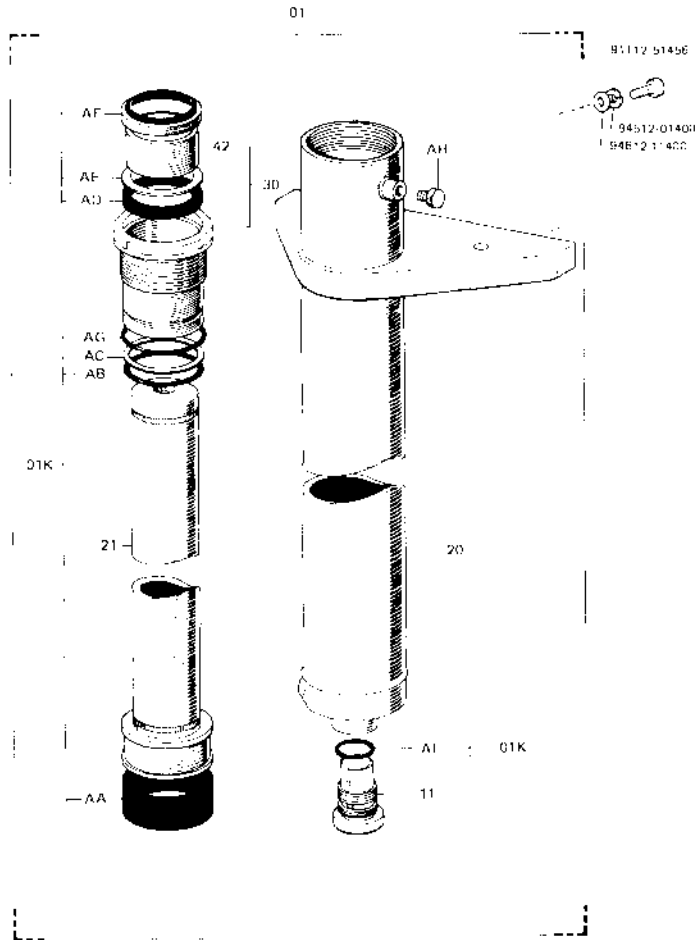
FIG. 6502
FRONT LIFT CYLINDER

6502

FV

85/01

FV



PART NAME

PART NAME

QTY

CODE

CODE	PART NAME	QTY
6502-01	CYLINDER ASSY, LIFT	1
6502-01K	CYLINDER O/H KIT, LIFT	1
6502-11	VALVE ASSY, SAFETY DOWN	1
6502-20	CYLINDER SUB-ASSY, LIFT	1
6502-21	ROD SUB-ASSY, LIFT CYLINDER	1
6502-30	GUIDE SUB-ASSY, LIFT CYLINDER ROD	1
6502-42	SLEEVE, LIFT CYLINDER ROD GUIDE	1
6502-AA	BUSHING	1
6502-AB	RING, O	1
6502-AC	RING, BACK UP	1
6502-AD	PACKING, U	1
6502-AE	RING, BACK UP	1
6502-AF	SEAL, DUST	1
6502-AG	RING, O	1
6502-AH	PLUG	1
6502-AI	RING, O	1

6502 CRR

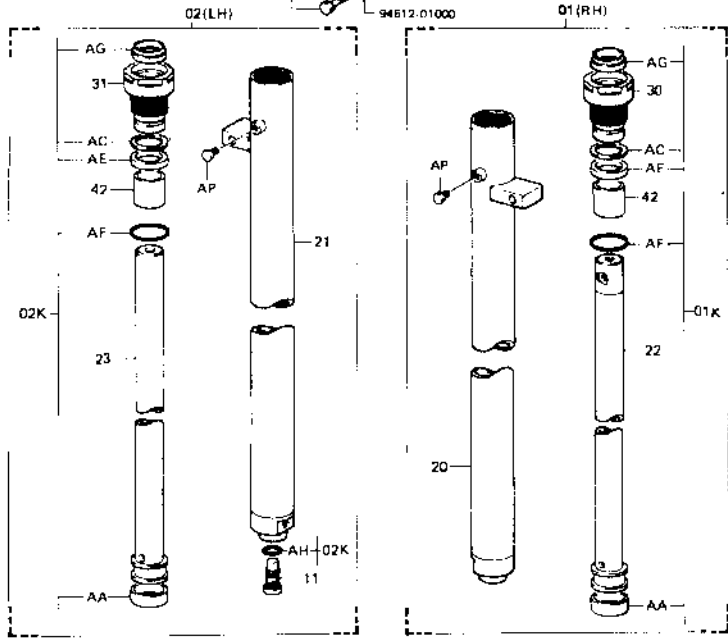
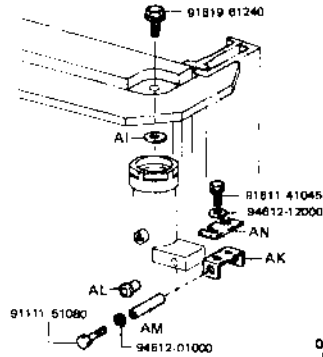
FIG. 6503
REAR LIFT CYLINDER

6503

FV

85/01

FV



6503-011A

PART NAME		QTY
CODE	PART NAME	
6503-01	CYLINDER ASSY, LIFT, RH	1
6503-01K	CYLINDER O/H KIT, LIFT, RH	1
6503-02	CYLINDER ASSY, LIFT, LH	1
6503-02K	CYLINDER O/H KIT, LIFT, LH	1
6503-11	VALVE ASSY, SAFETY DOWN	1
6503-20	CYLINDER SUB-ASSY, LIFT, RH	1
6503-21	CYLINDER SUB-ASSY, LIFT, LH	1
6503-22	ROD SUB-ASSY, LIFT CYLINDER, RH	1
6503-23	ROD SUB-ASSY, LIFT CYLINDER, LH	1
6503-30	GUIDE SUB-ASSY, LIFT CYLINDER ROD, RH	1
6503-31	GUIDE SUB-ASSY, LIFT CYLINDER ROD, LH	1
6503-42	SLEEVE, LIFT CYLINDER ROD GUIDE	2
6503-AA	RING, WEAR	2
6503-AC	RING, BACK UP	2
6503-AE	PACKING, U	2
6503-AF	RING, □	2
6503-AG	SEAL, DUST	2
6503-AH	RING, □	1
6503-AI	SHIM	2
6503-AK	BRACKET SUB-ASSY, LIFT CYLINDER	2
6503-AL	BUSHING	4
6503-AM	SPACER	2
6503-AN	SHIM	2
6503-AP	PLUG	2

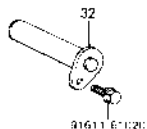
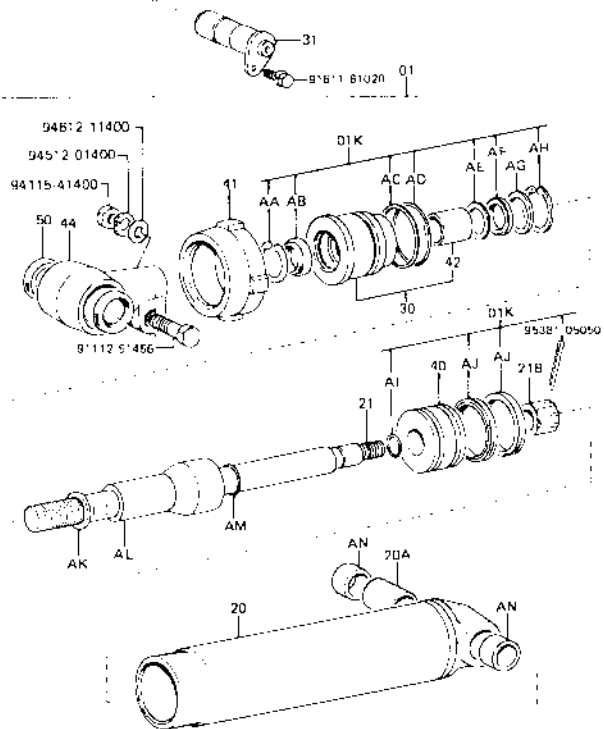
FIG. 6511
TILT CYLINDER

6511

FV

85/01

FV



6511 003A

PART NAME		QTY
CODE	PART NAME	
6511-01	CYLINDER ASSY, TILT	2
6511-01K	CYLINDER O/H KIT, TILT	2
6511-20	CYLINDER SUB-ASSY, TILT	2
6511-20A	BUSH, PIN (FOR CYLINDER)	2
6511-21	ROD SUB-ASSY, TILT CYLINDER PISTON	2
6511-21B	INUT, CASTLE	2
6511-30	GUIDE SUB-ASSY, TILT CYLINDER ROD	2
6511-31	IPIN SUB-ASSY, TILT CYLINDER, FR	2
6511-32	IPIN SUB-ASSY, TILT CYLINDER, RR	2
6511-40	PISTON, TILT CYLINDER	2
6511-41	COVER, TILT CYLINDER	2
6511-42	SLEEVE, TILT CYLINDER ROD GUIDE	2
6511-44	JOINT, PISTON ROD	2
6511-50	SEAL, GREASE	4
6511-AA	RING, HOLE SNAP	2
6511-AB	SEAL, DUST	2
6511-AC	RING, BACK UP	2
6511-AD	RING, O	2
6511-AE	RING, BACK UP	2
6511-AF	PACKING, U	2
6511-AG	PLATE, STOPPER	2
6511-AH	RING, HOLE SNAP	2
6511-AI	RING, O	2
6511-AJ	PACKING, U	4
6511-AK	SHIM, TILT CONTROL	9
6511-AL	SPACER, TILT CONTROL	2
6511-AM	RING, O	2
6511-AN	COLLAR	4

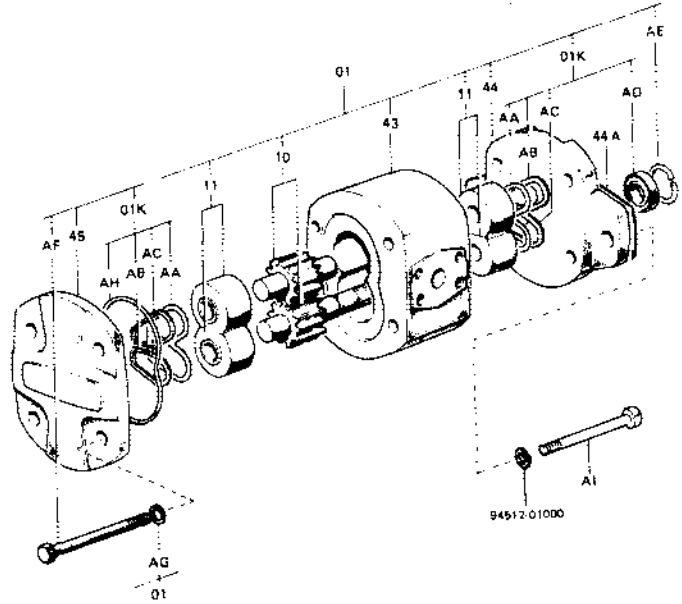
FIG. 6701
OIL PUMP

6701

FV

85/01

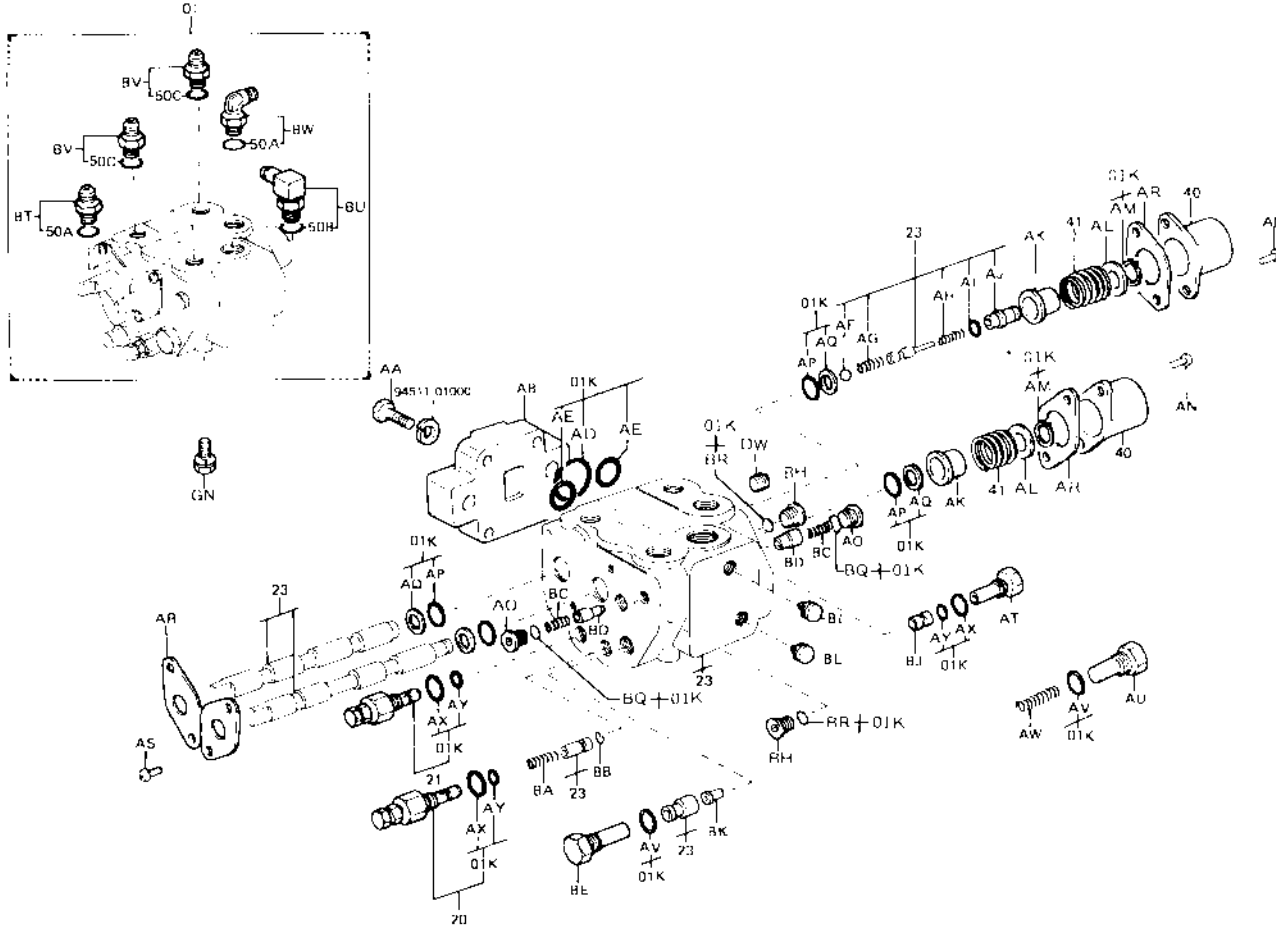
FV



6701 005A

PART NAME	PART NAME	QTY
6701-01	PUMP ASSY, OIL	1
6701-01K	PUMP O/H KIT, OIL	1
6701-10	GEAR SET	1
6701-11	BUSH SET, NO.1	2
6701-43	BODY	1
6701-44	FLANGE, MOUNTING	1
6701-44A	PACKING, OIL PUMP	1
6701-45	COVER	1
6701-AA	SEAL, BUSHING	2
6701-AB	RING, BACKING, RH	2
6701-AC	RING, BACKING, LH	2
6701-AD	SEAL, OIL	1
6701-AE	RING, SNAP	1
6701-AF	BOLT	4
6701-AG	WASHER, SPRING	4
6701-AH	SEAL, BODY	2
6701-A1	BOLT	2

FV



PART NAME CODE	PART NAME	QTY
6705-01	VALVE ASSY, DIL CONTROL	1
6705-01K	VALVE O/H KIT, DIL CONTROL	1
6705-10	VALVE ASSY, PLUNGER SECTION, NO.1	1
6705-11	VALVE ASSY, PLUNGER SECTION, NO.2	1
6705-20	VALVE SET, PILOT RELIEF, NO.1	1
6705-21	VALVE SET, PILOT RELIEF, NO.2	1
6705-23	HOUSING & SPOOL SET, NO.1	1
6705-25	HOUSING & SPOOL SET, ATTACHMENT, NO.1	1
6705-26	HOUSING & SPOOL SET, ATTACHMENT, NO.2	1
6705-40	COVER, SPRING	2
6705-41	SPRING, COMPRESSION (FOR SPOOL RETURN)	2
6705-50A	RING, O, NO.1 (FOR VALVE FITTING)	2
6705-50B	RING, O, NO.2 (FOR VALVE FITTING)	1
6705-50C	RING, O, NO.3 (FOR VALVE FITTING)	2
6705-AA	BOLT	4
6705-AB	HOUSING, INLET, NO.2	1
6705-AD	RING, O	1
6705-AE	RING, O	2
6705-AF	BALL, STEEL	1
6705-AG	SPRING	1
6705-AH	SPRING, COMPRESSION	1
6705-AI	RING, O	1
6705-AJ	STOPPER	1
6705-AK	HOLDER, SPRING	2
6705-AL	WASHER, PLATE	2
6705-AM	RING, SHAFT SNAP	2
6705-AN	SCREW	4
6705-AO	PLUG	2
6705-AP	RING, O	4
6705-AQ	RING, BACK UP	4
6705-AR	HOLDER, SEAL	4
6705-AS	SCREW	4
6705-AT	STOPPER	1
6705-AU	STOPPER	1
6705-AV	RING, O	2
6705-AW	SPRING, COMPRESSION	1
6705-AX	RING, O	3
6705-AY	RING, O	3
6705-BA	SPRING, COMPRESSION	1
6705-BB	WIRE, ORIFICE TURNING	1
6705-BC	SPRING, COMPRESSION	2
6705-BD	PLUNGER, CHECK	2
6705-BE	STOPPER	1
6705-BH	PLUG	1
6705-BJ	SEAT, VALVE	1
6705-BK	VALVE, CHECK	1
6705-BL	SEAT, INSERT	2
6705-BM	VALVE SUB-ASSY, RELIEF	1
6705-BN	RING, O	1
6705-BO	SPRING	1
6705-BP	STOPPER	1
6705-BQ	RING, O	2
6705-BR	RING, O	2
6705-BT	FITTING	1
6705-BU	FITTING	1
6705-BV	FITTING	2
6705-BW	FITTING	1
6705-BX	FITTING	2
6705-BY	FITTING	1
6705-BZ	PLUG	3
6705-DW	PLUG	1
6705-GN	BOLT, W/WASHER	4

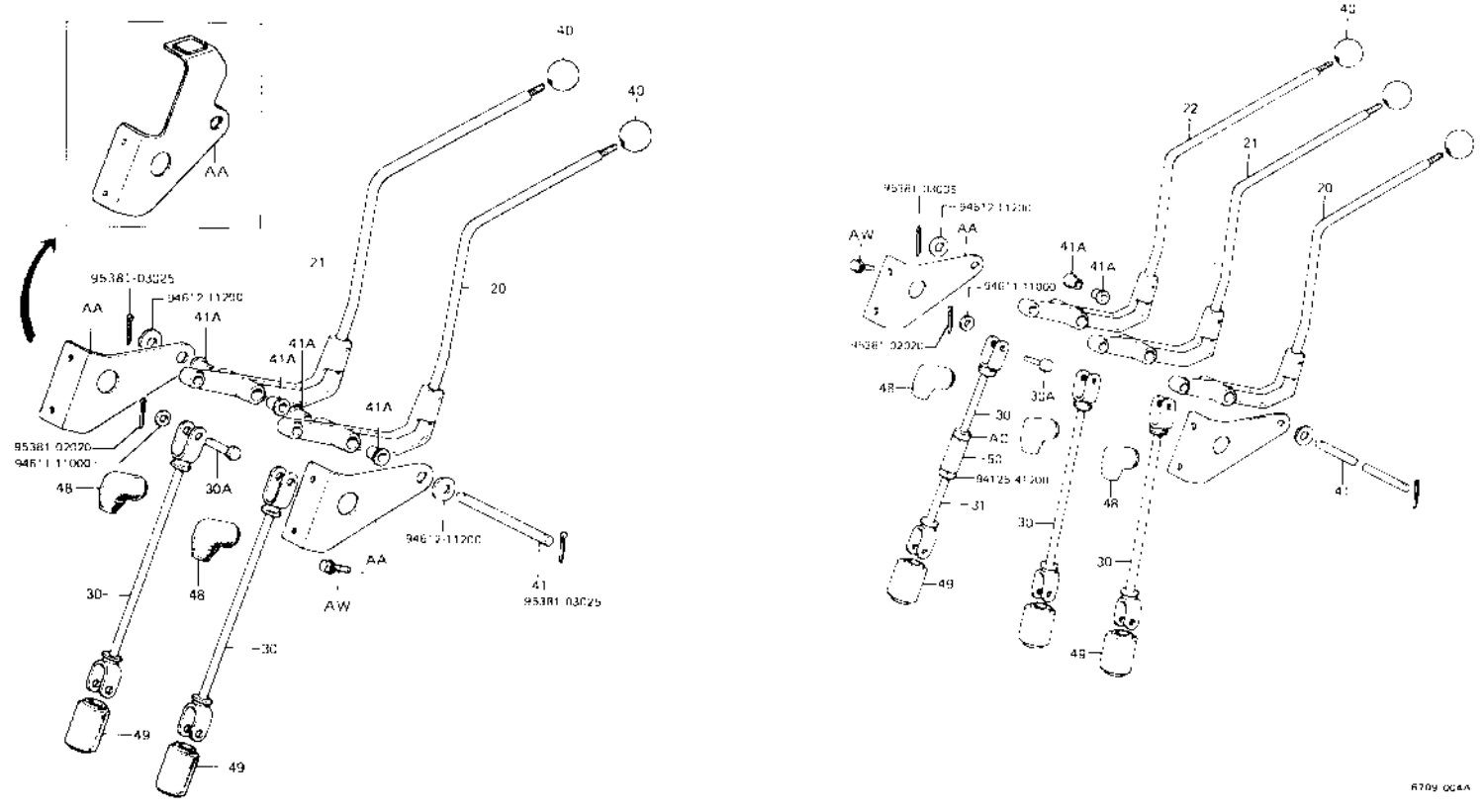
FIG. 6709
OIL CONTROL VALVE LINK

6709

FV 85/01

FV

FV (5-WAY)



6709 004A

6709 001A

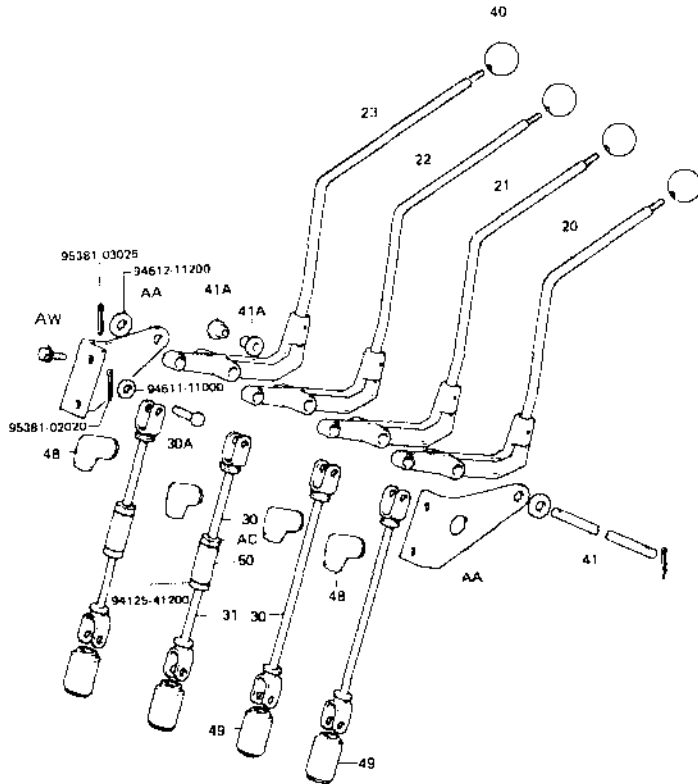
FIG. 6709
OIL CONTROL VALVE LINK

6709

FV

85/01

FV (4-WAY)



PART NAME	PART NAME	QTY
6709-20	LEVER SUB-ASSY, CONTROL VALVE, NO.1	1
6709-21	LEVER SUB-ASSY, CONTROL VALVE, NO.2	1
6709-22	LEVER SUB-ASSY, CONTROL VALVE, NO.3	1
6709-23	LEVER SUB-ASSY, CONTROL VALVE, NO.4	1
6709-30	ROD SUB-ASSY, CONTROL VALVE LEVER, NO.1	1
6709-30A	PIN (FOR CONTROL VALVE LEVER ROD)	4
6709-31	ROD SUB-ASSY, CONTROL VALVE LEVER, NO.2	1
6709-40	KNOB, OIL CONTROL VALVE LEVER	2
6709-41	PIN, OIL CONTROL VALVE LEVER	1
6709-41A	BUSH (FOR LEVER PIN)	4
6709-48	BUSH, CONTROL VALVE LINK, NO.1	2
6709-49	BUSH, CONTROL VALVE LINK, NO.2	2
6709-50	TURNBUCKLE	1
6709-AA	BRACKET SUB-ASSY	1
6709-AC	NUT	1
6709-AW	BOLT	4

6709 003A

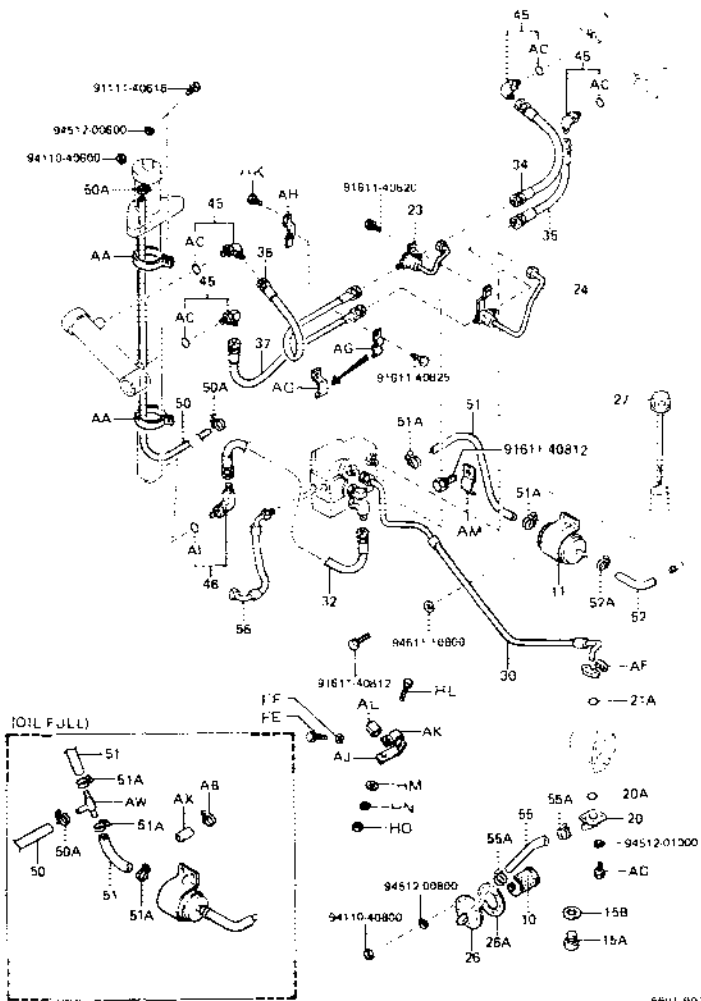
FIG. 6801
BODY PIPING

6801

FV

85/01

FV



6801 00JC

PART NAME

PART NAME

QTY

CODE	PART NAME	QTY
6801-10	FILTER ASSY, SUCTION	1
6801-11	FILTER ASSY, RETURN	1
6801-12	VALVE ASSY, FLOW REGULATOR	1
6801-15A	PLUG (FOR OIL TANK DRAIN)	1
6801-15B	GASKET (FOR OIL TANK DRAIN PLUG)	1
6801-20	PIPE SUB-ASSY (PUMP INLET)	1
6801-20A	RING, O (FOR OIL PUMP INLET)	1
6801-21A	RING, O (FOR OIL PUMP OUTLET)	1
6801-23	PIPE SUB-ASSY (TILT CYLINDER FRONT)	1
6801-24	PIPE SUB-ASSY (TILT CYLINDER REAR)	1
6801-26	OUTLET SUB-ASSY, OIL TANK	1
6801-26A	PACKING, OIL TANK COVER	1
6801-27	CAP SUB-ASSY, OIL TANK	1
6801-30	HOSE, HIGH PRESSURE, NO.1 (PUMP TO VALVE)	1
6801-32	HOSE, HIGH PRESSURE, NO.1 (VALVE TO LIFT)	1
6801-33	HOSE, HIGH PRESSURE, NO.2 (VALVE TO LIFT)	1
6801-34	HOSE, HIGH PRESSURE, NO.1 (TILT FRONT)	1
6801-35	HOSE, HIGH PRESSURE, NO.1 (TILT REAR)	1
6801-36	HOSE, HIGH PRESSURE, NO.2 (TILT FRONT)	1
6801-37	HOSE, HIGH PRESSURE, NO.2 (TILT REAR)	1
6801-45	FITTING (FOR TILT CYLINDER)	4
6801-46	FITTING (FOR LIFT CYLINDER)	1
6801-51A	CLAMP (FOR VALVE TO TANK NO.1 HOSE)	2
6801-52	HOSE, LOW PRESSURE, NO.2 (VALVE TO TANK)	1
6801-52A	CLAMP (FOR VALVE TO TANK NO.2 HOSE)	2
6801-55	HOSE, LOW PRESSURE (TANK TO PUMP)	1
6801-55A	CLAMP (FOR TANK TO PUMP HOSE)	2
6801-56	HOSE, LOW PRESSURE (STEERING TO VALVE)	1
6801-AC	RING, O	4
6801-AD	BOLT	8
6801-AF	FLANGE, SPLIT	1
6801-AG	CLAMP	1
6801-AH	BRACKET SUB-ASSY, TILT HOSE	1
6801-AI	RING, O	1
6801-AJ	BRACKET, HIGH PRESSURE HOSE	1
6801-AK	CLAMP	1
6801-AL	COVER	1
6801-AM	CLAMP, HOSE	1
6801-AR	FITTING	1
6801-AS	FITTING	1
6801-AT	FITTING	1
6801-AV	RING, O	4
6801-AZ	SPRING, COMPRESSION	1
6801-BA	PLUG	1
6801-BB	SPRING, COMPRESSION	1
6801-BC	BALL, STEEL	1
6801-BD	RING, O	1
6801-BE	PROTECTOR	1
6801-FE	BOLT	1
6801-FF	WASHER	1
6801-HK	BOLT	1
6801-HL	BOLT	1
6801-HM	WASHER	1
6801-HN	WASHER	1
6801-HQ	NUT	1

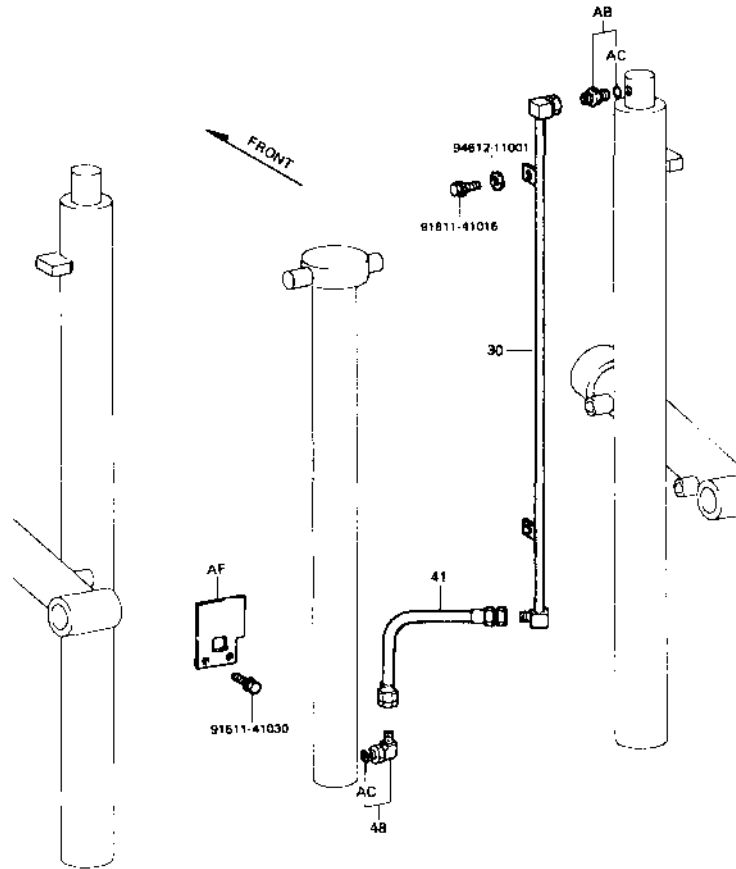
FIG. 6802
MAST PIPING

6802

FV

85/01

FV



PART NAME	PART NAME	QTY
CODE		
6802-30	PIPE SUB-ASSY, NO.1 (FRONT LIFT)	1
6802-41	HOSE, HIGH PRESSURE, NO.1 (FRONT LIFT)	1
6802-48	FITTING (FOR FRONT LIFT CYLINDER)	2
6802-AB	FITTING	1
6802-AC	RING, O	2
6802-AF	GUARD SUB-ASSY, HOSE	1

6802 005

MEMO

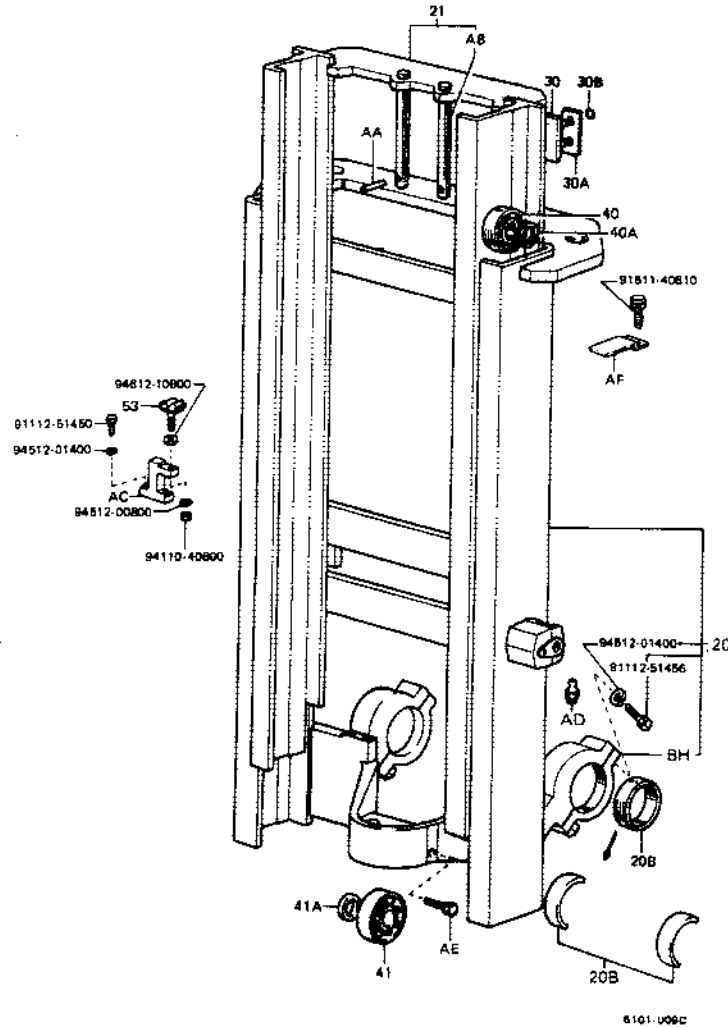
FIG. 6101
MAST

6101

M

85/01

M



PART NAME		QTY
CODE	PART NAME	
6101-20	MAST SUB-ASSY, OUTER	1
6101-20B	BUSH, MAST SUPPORT	1
6101-21	MAST SUB-ASSY, INNER	1
6101-30	STRIP SUB-ASSY, OUTER MAST	2
6101-30A	SHIM, OUTER MAST STRIP	99
6101-40	ROLLER, LIFT (FOR OUTER MAST)	2
6101-40A	SHIM, LIFT ROLLER (FOR OUTER MAST)	99
6101-41	ROLLER, LIFT (FOR INNER MAST)	2
6101-41A	SHIM, LIFT ROLLER (FOR INNER MAST)	99
6101-53	CUSHION, MAST (FOR INNER MAST)	2
6101-AA	PIN, SPRING	2
6101-AB	GUIDE, CHAIN WHEEL SUPPORT	2
6101-AC	STOPPER, INNER MAST	2
6101-AD	FITTING, GREASE	2
6101-AE	BOLT, STOPPER	1
6101-AF	COVER, ROLLER	2
6101-BH	CAP, MAST SUPPORT	2

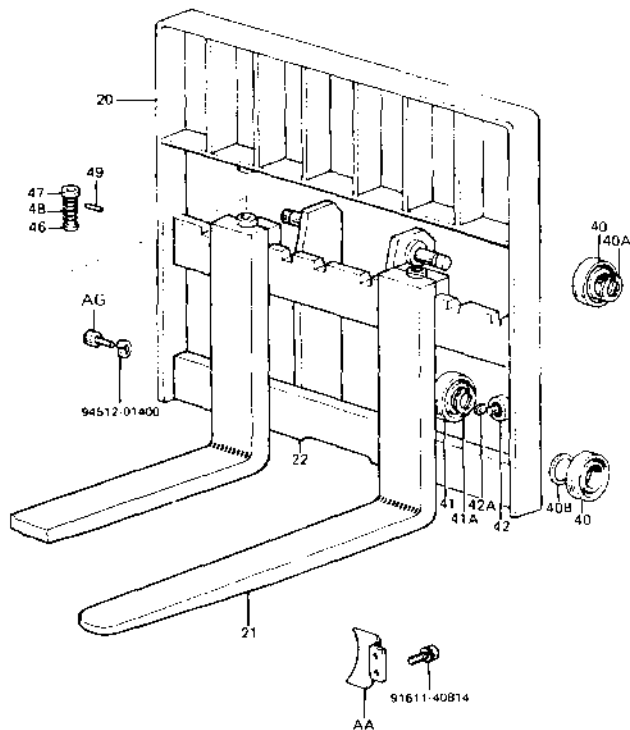
FIG. 6301
LIFT BRACKET & FORK

6301

M

85/01

M



PART NAME	PART NAME	QTY
CODE		
6301-20	BACKREST SUB-ASSY	1
6301-21	FORK SUB-ASSY	2
6301-22	BRACKET SUB-ASSY, LIFT	1
6301-40	ROLLER, LIFT (UPPER, LOWER)	4
6301-40A	RING, SHAFT SNAP (UPPER, LOWER)	2
6301-40B	SHIM, LIFT ROLLER	99
6301-41	ROLLER, LIFT (CENTER)	2
6301-41A	RING, SHAFT SNAP (CENTER)	2
6301-42	ROLLER, SIDE	2
6301-42A	SHIM (FOR SIDE ROLLER)	99
6301-46	PIN, FORK STOPPER	2
6301-47	KNOB, FORK STOPPER PIN	2
6301-48	SPRING, FORK STOPPER PIN	2
6301-49	PIN, SPRING (FOR FORK STOPPER PIN)	2
6301-AA	COVER, LIFT BRACKET ROLLER	4

6301 015A

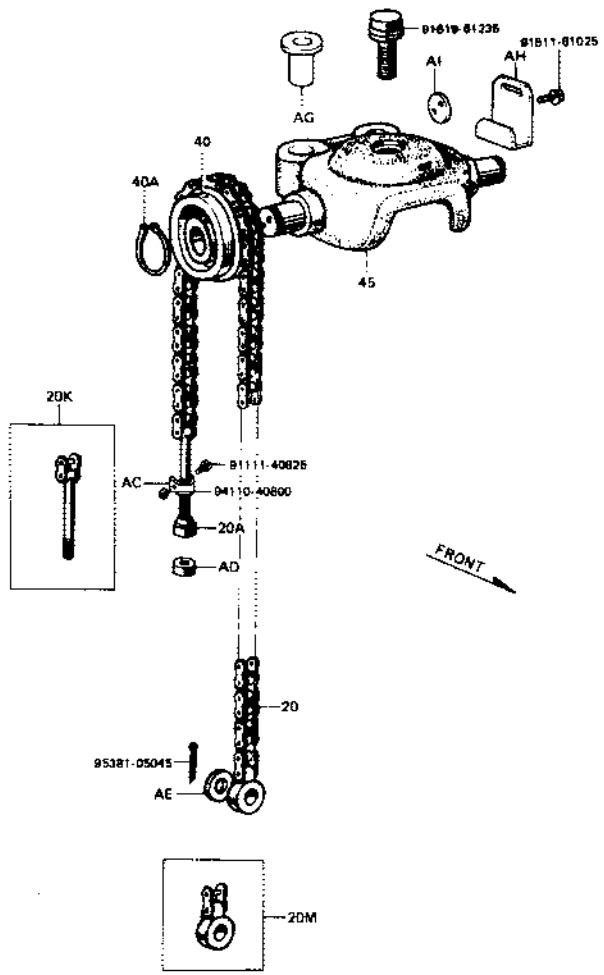
FIG. 6302
CHAIN & CHAIN WHEEL

6302

M

85/09

M



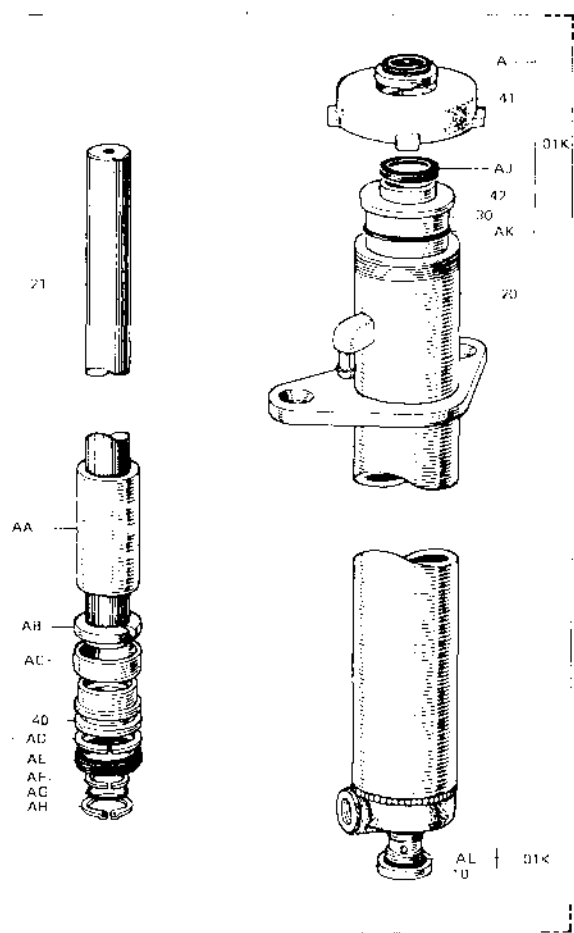
PART NAME:		QTY
CODE	PART NAME	
6302-20	CHAIN SUB-ASSY	2
6302-20A	NUT, CHAIN ADJUST	2
6302-20K	BOLT KIT, CHAIN ANCHOR, NO.1	2
6302-20M	BOLT KIT, CHAIN EYE	2
6302-40	WHEEL, CHAIN	2
6302-40A	RING, SHAFT SNAP (FOR CHAIN WHEEL)	2
6302-45	SUPPORT, CHAIN WHEEL	1
6302-AC	CLAMP, CHAIN ANCHOR BOLT	2
6302-AD	NUT, HEXAGON	2
6302-AE	WASHER, CHAIN SPECIAL	2
6302-AG	BUSHING	2
6302-AH	COVER, CHAIN WHEEL	2

6302 008

Q107-001E

M

01



PART NAME	PART NAME	QTY
6504-01	CYLINDER ASSY, LIFT	1
6504-01K	CYLINDER O/H KIT, LIFT	1
6504-10	VALVE ASSY, FLOW REGULATOR	1
6504-20	CYLINDER SUB-ASSY, LIFT	1
6504-21	ROD SUB-ASSY, LIFT CYLINDER PISTON	1
6504-30	GUIDE SUB-ASSY, LIFT CYLINDER ROD	1
6504-40	PISTON, LIFT CYLINDER	1
6504-41	COVER, LIFT CYLINDER	1
6504-42	SLEEVE, LIFT CYLINDER ROD GUIDE	1
6504-43	SPACER, LIFT CYLINDER	1
6504-44	RING, STOPPER	1
6504-45	RING, WEAR	1
6504-46	RING, BACK UP	1
6504-47	PACKING, U	1
6504-48	RING, BACK UP	1
6504-49	RING, O	1
6504-50	RING, SHAFT SNAP	1
6504-51	SEAL, DUST	1
6504-52	PACKING, U	1
6504-53	RING, O	1
6504-54	RING, O	1

6504 001

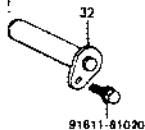
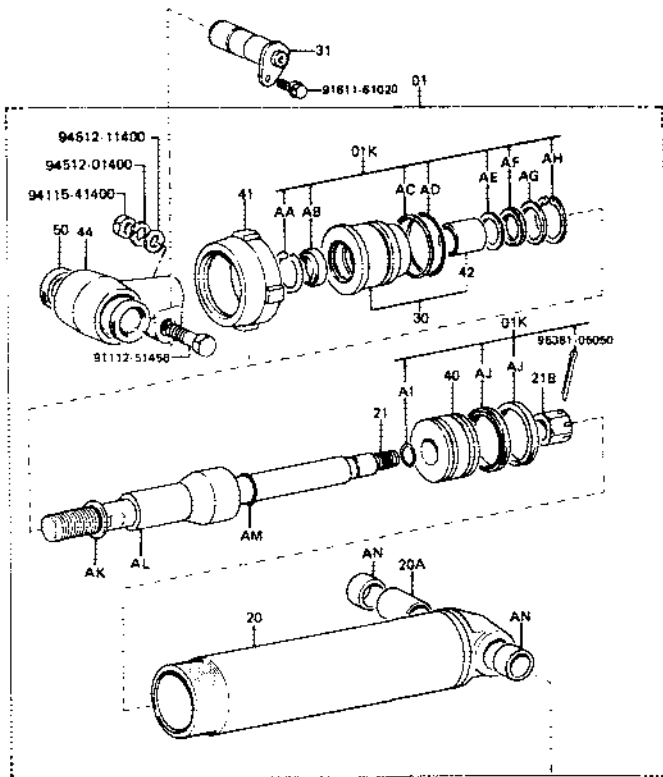
FIG. 6511
TILT CYLINDER

6511

M

85/01

M



6511-003A

PART NAME CODE	PART NAME	QTY
6511-01	CYLINDER ASSY, TILT	2
6511-01K	CYLINDER O/H KIT, TILT	2
6511-20	CYLINDER SUB-ASSY, TILT	2
6511-20A	BUSH, PIN (FOR CYLINDER)	2
6511-21	ROD SUB-ASSY, TILT CYLINDER PISTON	2
6511-21B	NUT, CASTLE	2
6511-30	GUIDE SUB-ASSY, TILT CYLINDER ROD	2
6511-31	PIN SUB-ASSY, TILT CYLINDER, FR	2
6511-32	PIN SUB-ASSY, TILT CYLINDER, RR	2
6511-40	PISTON, TILT CYLINDER	2
6511-41	COVER, TILT CYLINDER	2
6511-42	SLEEVE, TILT CYLINDER ROD GUIDE	2
6511-44	JOINT, PISTON ROD	2
6511-50	SEAL, GREASE	4
6511-AA	RING, HOLE SNAP	2
6511-AB	SEAL, DUST	2
6511-AC	RING, BACK UP	2
6511-AD	RING, O	2
6511-AE	RING, BACK UP	2
6511-AF	PACKING, U	2
6511-AG	PLATE, STOPPER	2
6511-AH	RING, HOLE SNAP	2
6511-AI	RING, O	2
6511-AJ	PACKING, U	4
6511-AK	SHIM, TILT CONTROL	99
6511-AL	SPACER, TILT CONTROL	2
6511-AM	RING, O	2
6511-AN	COLLAR	4

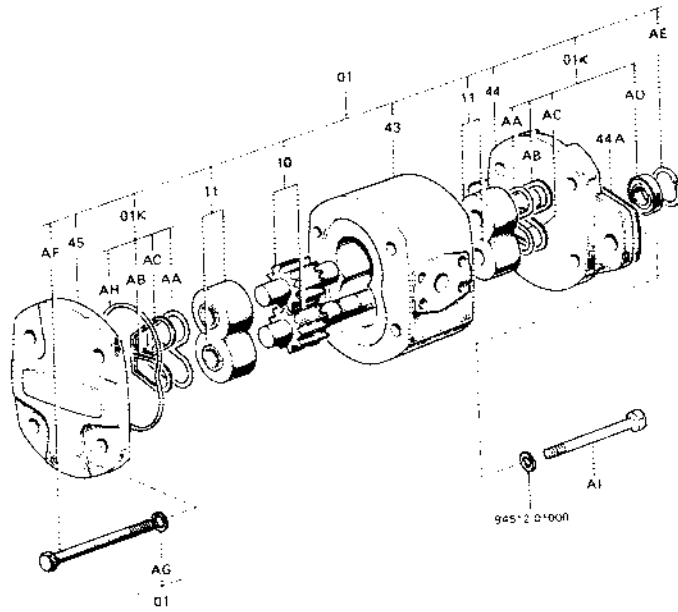
FIG-6701
OIL PUMP

6701

M

85/01

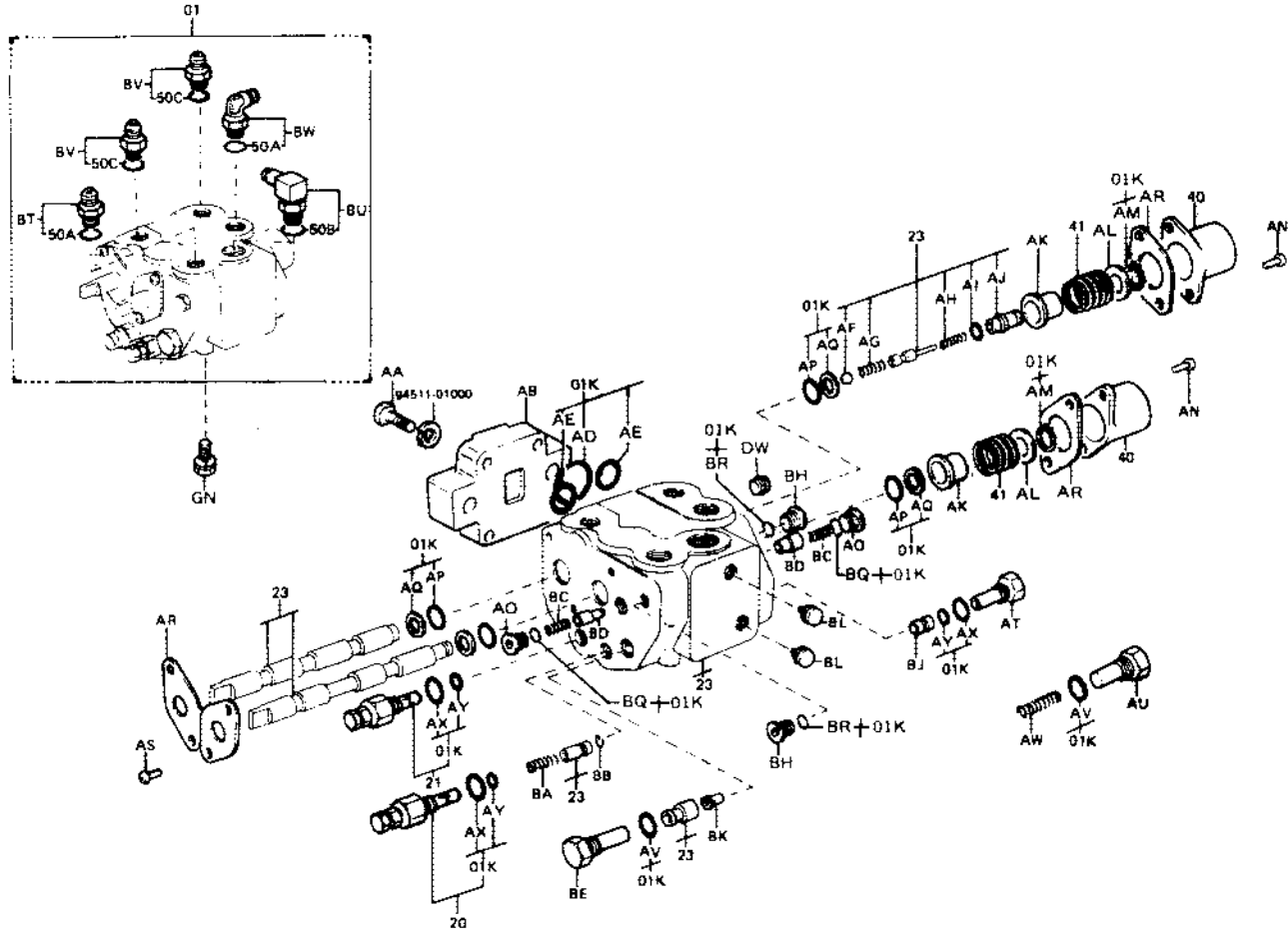
M



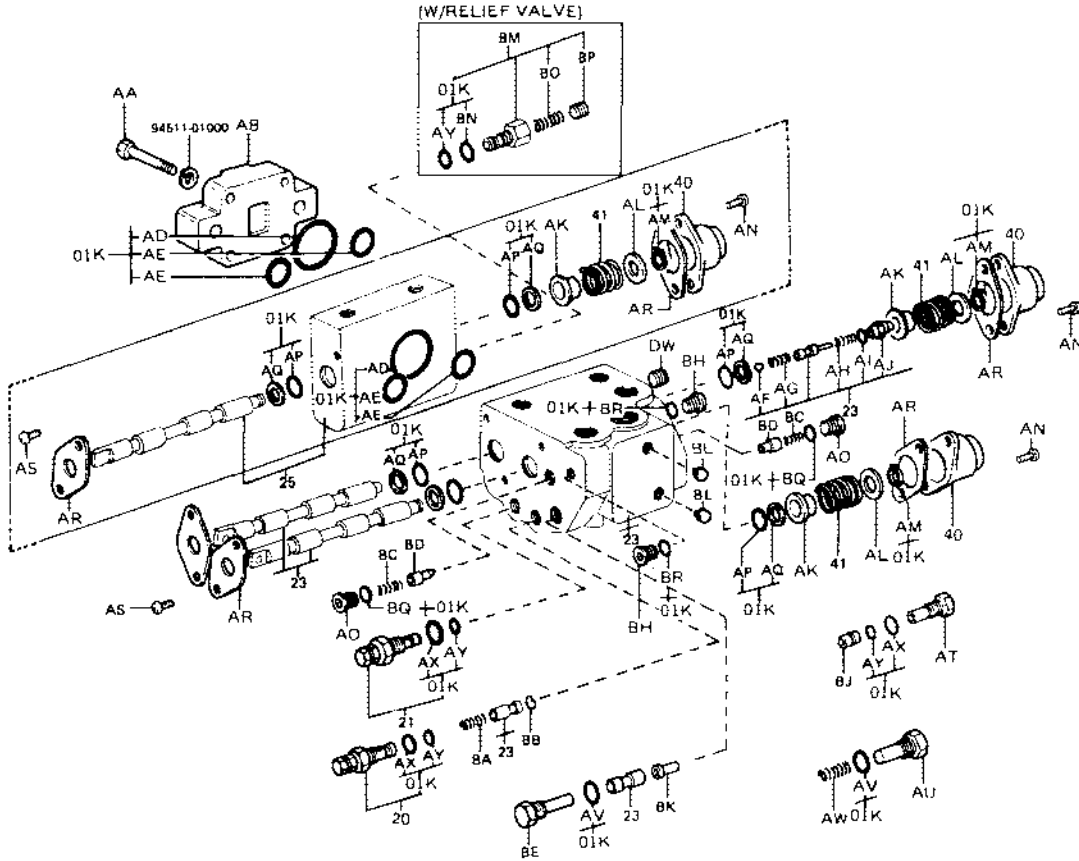
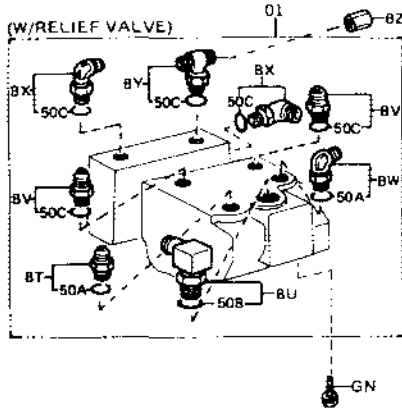
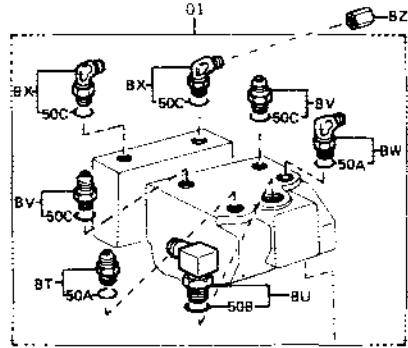
6701 005A

PART NAME	PART NAME	QTY
CODE		
6701-01	PUMP ASSY, OIL	1
6701-01K	PUMP O/H KIT, OIL	1
6701-10	GEAR SET	1
6701-11	BUSH SET, NO.1	2
6701-43	BODY	1
6701-44	FLANGE, MOUNTING	1
6701-44A	PACKING, OIL PUMP	1
6701-45	COVER	1
6701-AA	SEAL, BUSHING	2
6701-AB	RING, BACKING, RH	2
6701-AC	RING, BACKING, LH	2
6701-AD	SEAL, OIL	1
6701-AE	RING, SNAP	1
6701-AF	BOLT	4
6701-AG	WASHER, SPRING	4
6701-AH	SEAL, BODY	2
6701-AI	BOLT	2

M



M (3-WAY)



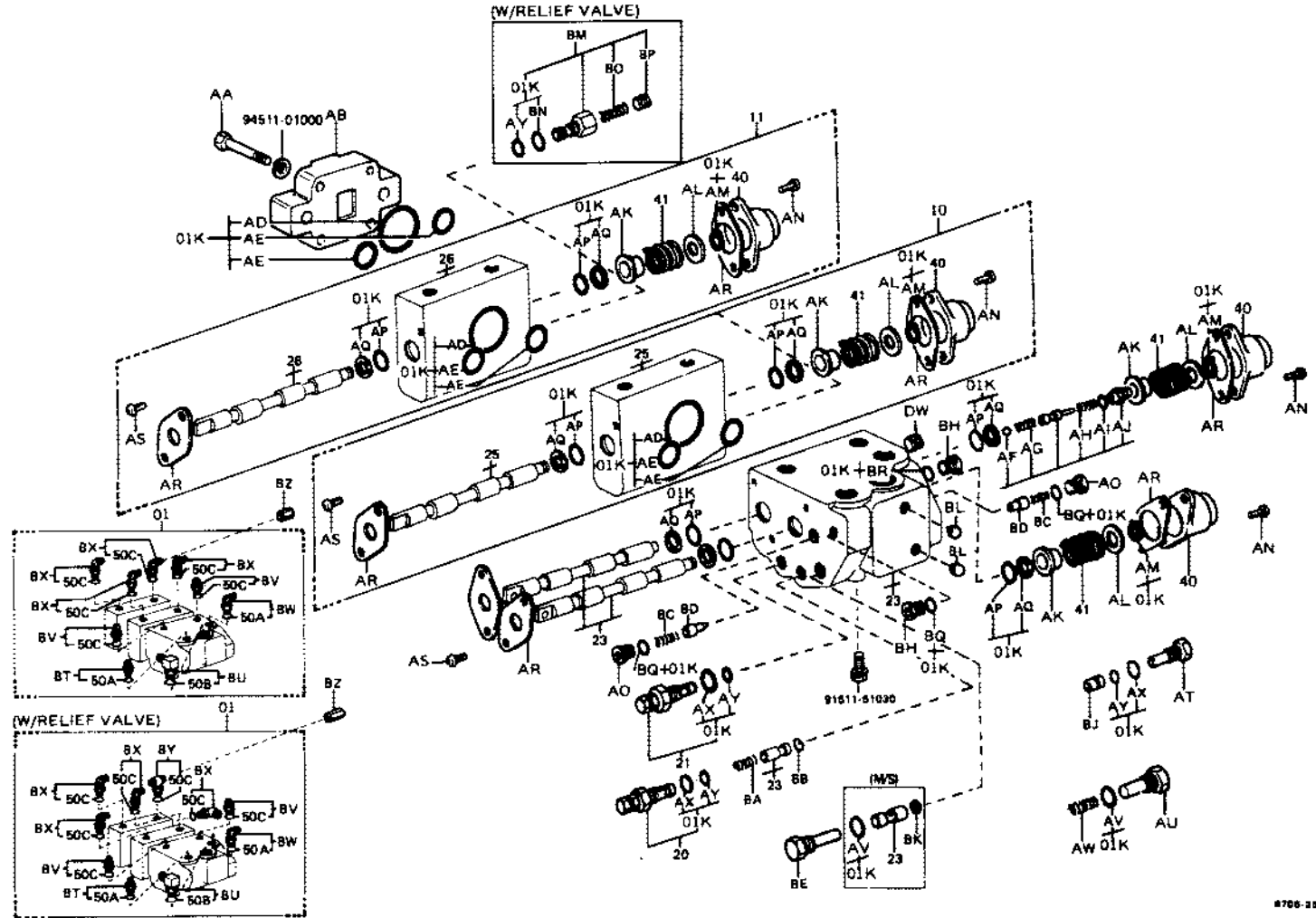
6705
 OIL CONTROL VALVE

6705

M

85/01

M (4-WAY)

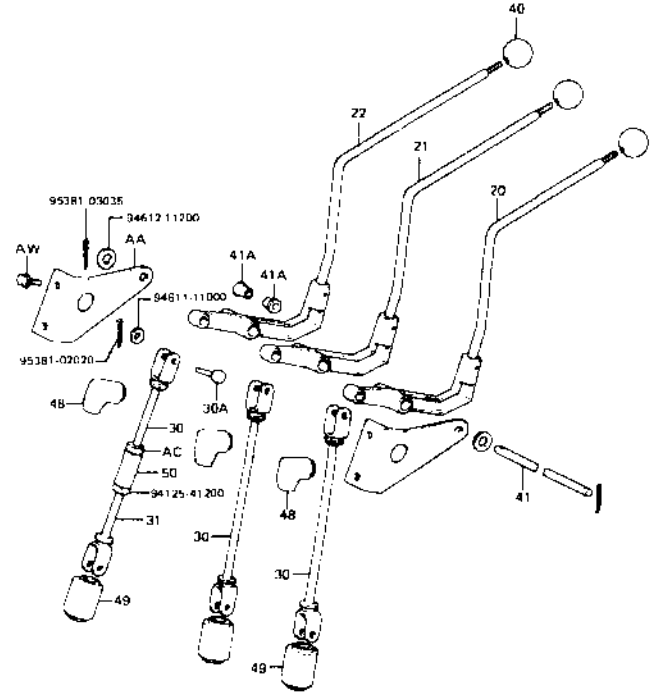
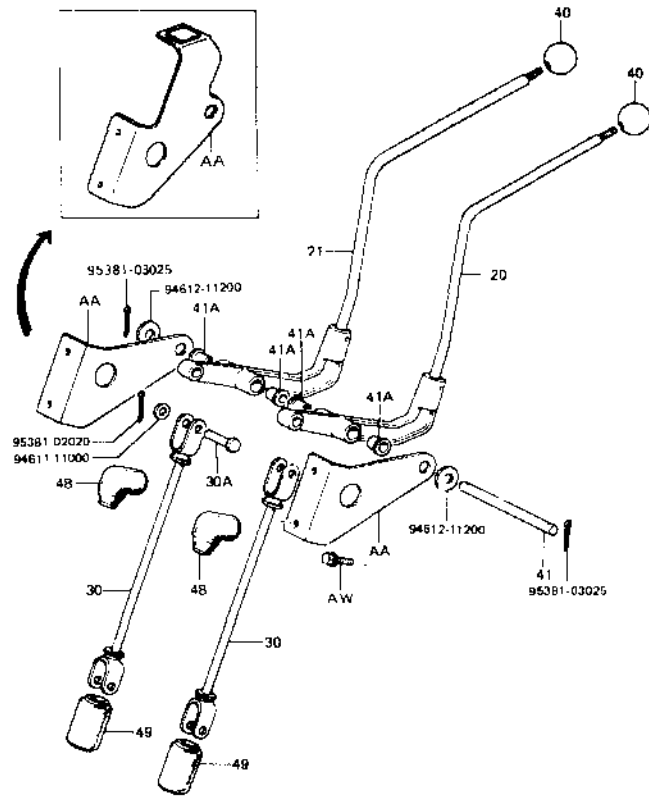


8705-392

PART NAME CODE	PART NAME	QTY
6705-01	VALVE ASSY, OIL CONTROL	1
6705-01K	VALVE D/H KIT, OIL CONTROL	1
6705-10	VALVE ASSY, PLUNGER SECTION, NO.1	1
6705-11	VALVE ASSY, PLUNGER SECTION, NO.2	1
6705-20	VALVE SET, PILDOT RELIEF, NO.1	1
6705-21	VALVE SET, PILDOT RELIEF, NO.2	1
6705-23	HOUSING & SPOOL SET, NO.1	1
6705-25	HOUSING & SPOOL SET, ATTACHMENT, NO.1	1
6705-26	HOUSING & SPOOL SET, ATTACHMENT, NO.2	1
6705-40	COVER, SPRING	2
6705-41	SPRING, COMPRESSION (FOR SPOOL RETURN)	2
6705-50A	RING, O, NO.1 (FOR VALVE FITTING)	2
6705-50B	RING, O, NO.2 (FOR VALVE FITTING)	1
6705-50C	RING, O, NO.3 (FOR VALVE FITTING)	2
6705-AA	BOLT	4
6705-AB	HOUSING, INLET, NO.2	1
6705-AD	RING, O	1
6705-AE	RING, O	2
6705-AF	BALL, STEEL	1
6705-AG	SPRING	1
6705-AH	SPRING, COMPRESSION	1
6705-AI	RING, O	1
6705-AJ	STOPPER	1
6705-AK	HOLDER, SPRING	2
6705-AL	WASHER, PLATE	2
6705-AM	RING, SHAFT SNAP	2
6705-AN	SCREW	4
6705-AD	PLUG	2
6705-AP	RING, O	4
6705-AQ	RING, BACK UP	4
6705-AR	HOLDER, SEAL	4
6705-AS	SCREW	4
6705-AT	STOPPER	1
6705-AU	STOPPER	1
6705-AV	RING, O	2
6705-AW	SPRING, COMPRESSION	1
6705-AX	RING, O	3
6705-AY	RING, O	3
6705-BA	SPRING, COMPRESSION	1
6705-BB	WIRE, ORIFICE TURNING	1
6705-BC	SPRING, COMPRESSION	2
6705-BD	PLUNGER, CHECK	2
6705-BE	STOPPER	1
6705-BH	PLUG	1
6705-BJ	SEAT, VALVE	1
6705-BK	VALVE, CHECK	1
6705-BL	SEAT, INSERT	2
6705-BM	VALVE SUB-ASSY, RELIEF	1
6705-BN	RING, O	1
6705-BO	SPRING	1
6705-BP	STOPPER	1
6705-BQ	RING, O	2
6705-BR	RING, O	2
6705-BT	FITTING	1
6705-BU	FITTING	1
6705-BV	FITTING	2
6705-BW	FITTING	1
6705-BX	FITTING	2
6705-BY	FITTING	1
6705-BZ	PLUG	3
6705-DW	PLUG	1
6705-GN	BOLT, W/WASHER	4

M

M (3-WAY)



6709 004A

6709 001B

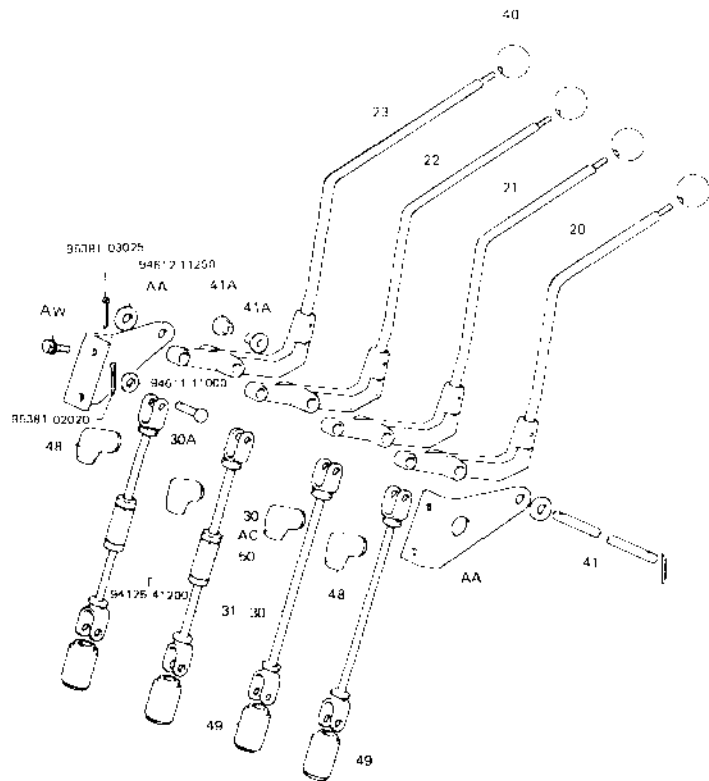
FIG-6709
OIL CONTROL VALVE LINK

6709

M

85/01

M 14-WAY I



6709 003A

PART NAME

CODE

PART NAME

QTY

6709-20	LEVER SUB-ASSY, CONTROL VALVE, NO.1	1
6709-21	LEVER SUB-ASSY, CONTROL VALVE, NO.2	1
6709-22	LEVER SUB-ASSY, CONTROL VALVE, NO.3	1
6709-23	LEVER SUB-ASSY, CONTROL VALVE, NO.4	1
6709-30	ROD SUB-ASSY, CONTROL VALVE LEVER, NO.1	1
6709-30A	PIN (FOR CONTROL VALVE LEVER ROD)	4
6709-31	ROD SUB-ASSY, CONTROL VALVE LEVER, NO.2	1
6709-40	KNOB, OIL CONTROL VALVE LEVER	7
6709-41	PIN, OIL CONTROL VALVE LEVER	1
6709-41A	BUSH (FOR LEVER PIN)	4
6709-48	BOOT, CONTROL VALVE LINK, NO.1	2
6709-49	BOOT, CONTROL VALVE LINK, NO.2	2
6709-50	TURNBUCKLE	1
6709-AA	BRACKET SUB-ASSY	1
6709-AC	NUT	1
6709-AW	BOLT	4

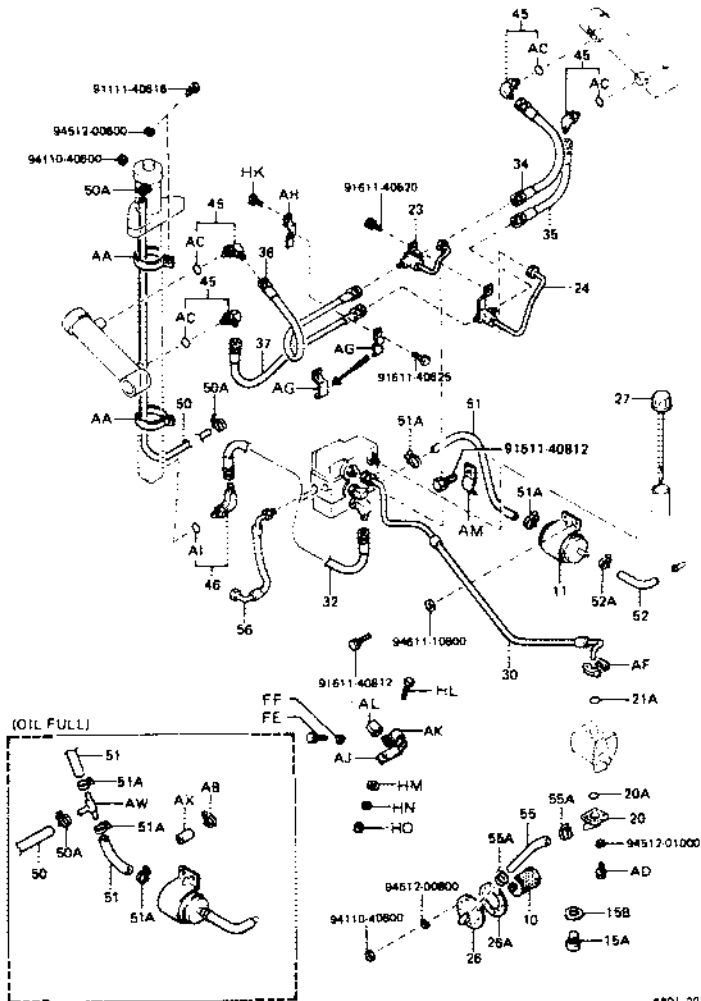
FIG. 6801
BODY PIPING

6801

M

85/01

M



6801 003C

PART NAME	PART NAME	QTY
CODE		
6801-10	FILTER ASSY, SUCTION	1
6801-11	FILTER ASSY, RETURN	1
6801-15A	PLUG (FOR OIL TANK DRAIN)	1
6801-15B	GASKET (FOR OIL TANK DRAIN PLUG)	1
6801-20	PIPE SUB-ASSY (PUMP INLET)	1
6801-20A	RING, O (FOR OIL PUMP INLET)	1
6801-21A	RING, O (FOR OIL PUMP OUTLET)	1
6801-23	PIPE SUB-ASSY (TILT CYLINDER FRONT)	1
6801-24	PIPE SUB-ASSY (TILT CYLINDER REAR)	1
6801-26	OUTLET SUB-ASSY, OIL TANK	1
6801-26A	PACKING, OIL TANK COVER	1
6801-27	CAP SUB-ASSY, OIL TANK	1
6801-30	HOSE, HIGH PRESSURE, NO.1 (PUMP TO VALVE)	1
6801-32	HOSE, HIGH PRESSURE, NO.1 (VALVE TO LIFT)	1
6801-34	HOSE, HIGH PRESSURE, NO.1 (TILT FRONT)	1
6801-35	HOSE, HIGH PRESSURE, NO.1 (TILT REAR)	1
6801-36	HOSE, HIGH PRESSURE, NO.2 (TILT FRONT)	1
6801-37	HOSE, HIGH PRESSURE, NO.2 (TILT REAR)	1
6801-45	FITTING (FOR TILT CYLINDER)	4
6801-46	FITTING (FOR LIFT CYLINDER)	1
6801-50	HOSE, LOW PRESSURE, NO.1 (LIFT TO TANK)	1
6801-50A	CLAMP (FOR LIFT TO TANK NO.1 HOSE)	2
6801-51	HOSE, LOW PRESSURE, NO.1 (VALVE TO TANK)	1
6801-51A	CLAMP (FOR VALVE TO TANK NO.1 HOSE)	2
6801-52	HOSE, LOW PRESSURE, NO.2 (VALVE TO TANK)	1
6801-52A	CLAMP (FOR VALVE TO TANK NO.2 HOSE)	2
6801-55	HOSE, LOW PRESSURE (TANK TO PUMP)	1
6801-55A	CLAMP (FOR TANK TO PUMP HOSE)	2
6801-56	HOSE, LOW PRESSURE (STEERING TO VALVE)	1
6801-AA	BAND, LIFT CYLINDER OVERFLOW HOSE	2
6801-AB	CLAMP	2
6801-AC	RING, O	4
6801-AD	BOLT	8
6801-AF	FLANGE, SPLIT	1
6801-AG	CLAMP	1
6801-AH	BRACKET SUB-ASSY, TILT HOSE	1
6801-AI	RING, O	1
6801-AJ	BRACKET, HIGH PRESSURE HOSE	1
6801-AK	CLAMP	1
6801-AL	COVER	1
6801-AM	CLAMP, HOSE	1
6801-AW	ELBOW SUB-ASSY, 3-WAY	1
6801-AX	CAP, OIL TANK OVERFLOW PIPE	1
6801-FE	BOLT	1
6801-HK	WASHER	1
6801-HL	BOLT	1
6801-HM	WASHER	1
6801-HN	WASHER	1
6801-HO	NUT	1

MEMO

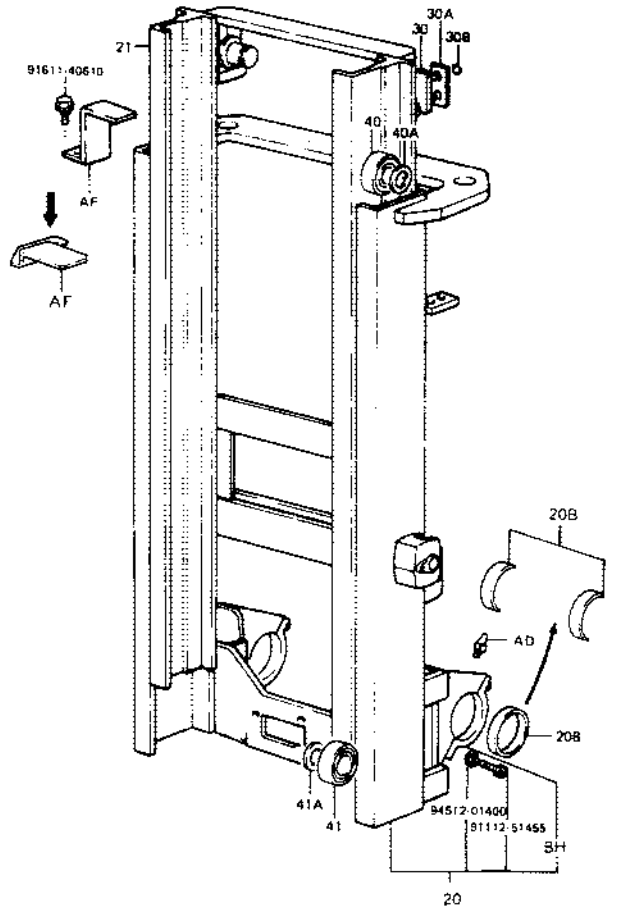
FIG-6101
MAST

6101

V

85/01

V



6101 0188

PART NAME CODE	PART NAME	QTY
6101-20	MAST SUB-ASSY, OUTER	1
6101-20B	BUSH, MAST SUPPORT	1
6101-21	MAST SUB-ASSY, INNER	1
6101-30	STRIP SUB-ASSY, OUTER MAST	2
6101-30A	SHIM, OUTER MAST STRIP	99
6101-40	ROLLER, LIFT (FOR OUTER MAST)	2
6101-40A	SHIM, LIFT ROLLER (FOR OUTER MAST)	99
6101-41	ROLLER, LIFT (FOR INNER MAST)	2
6101-41A	SHIM, LIFT ROLLER (FOR INNER MAST)	99
6101-AD	FITTING, GREASE	2
6101-AF	COVER, ROLLER	1
6101-BH	CAP, MAST SUPPORT	2

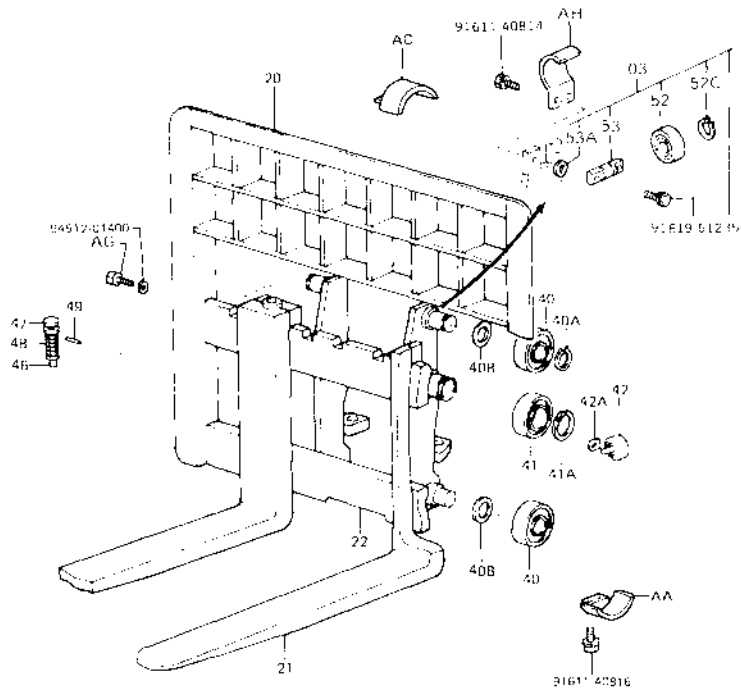
FIG. 6301
LIFT BRACKET & FORK

6301

V

85/01

V



6301 8164

PART NAME	PART NAME	QTY
CODE		
6301-70	BACKREST SUB-ASSY	1
6301-21	FORK SUB-ASSY	2
6301-22	BRACKET SUB-ASSY, LIFT	1
6301-40	ROLLER, LIFT (UPPER, LOWER)	4
6301-40A	RING, SHAFT SNAP (UPPER, LOWER)	2
6301-40B	SHIM, LIFT ROLLER	99
6301-41	ROLLER, LIFT (CENTER)	2
6301-41A	RING, SHAFT SNAP (CENTER)	2
6301-42	ROLLER, SIDE	2
6301-42A	SHIM (FOR SIDE ROLLER)	99
6301-46	PIN, FORK STOPPER	2
6301-47	KNOB, FORK STOPPER PIN	2
6301-48	SPRING, FORK STOPPER PIN	2
6301-49	PIN, SPRING (FOR FORK STOPPER PIN)	2
6301-52	ROLLER, SIDE, NO.2	2
6301-52C	RING, SHAFT SNAP (FOR SIDE ROLLER)	4
6301-53	PIN, SIDE ROLLER	2
6301-53A	SHIM (FOR SIDE ROLLER PIN)	99
6301-AA	COVER, LIFT BRACKET ROLLER	2
6301-AH	COVER, LIFT BRACKET, SIDE ROLLER	2

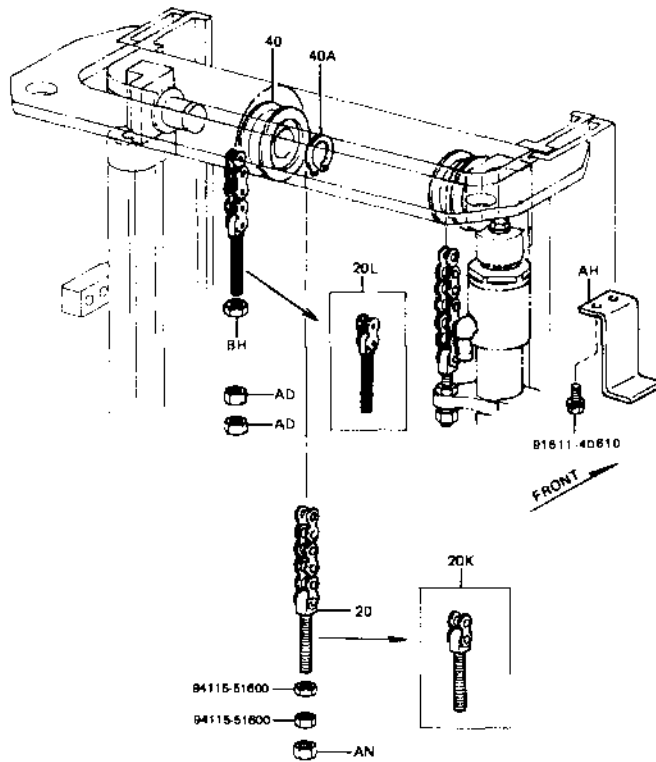
FIG. 6302
CHAIN & CHAIN WHEEL

6302

V

85/09

V

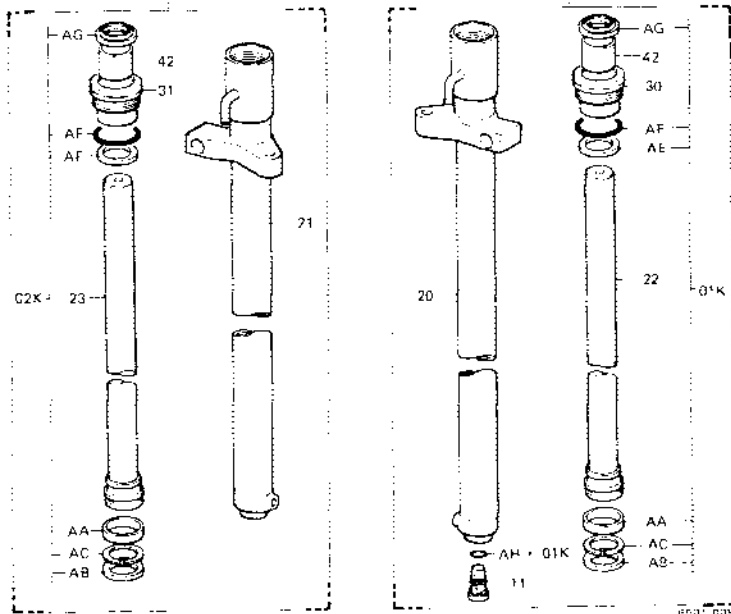
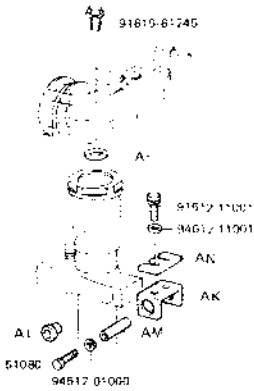


PART NAME		QTY
CODE	PART NAME	
6302-20	CHAIN SUB-ASSY	2
6302-20K	BOLT KIT, CHAIN ANCHDR, NO.1	2
6302-20L	BOLT KIT, CHAIN ANCHDR, NO.2	2
6302-40	WHEEL, CHAIN	2
6302-40A	RING, SHAFT SNAP (FOR CHAIN WHEEL)	2
6302-AD	NUT, HEXAGON	4
6302-AH	COVER, CHAIN WHEEL	2
6302-AN	NUT, HEXAGON	2
6302-BH	NUT, HEXAGON	2

6302 009 A

G107-001E

V



PART NAME CODE	PART NAME	QTY
6501-01	CYLINDER ASSY, LIFT, RH	1
6501-01K	CYLINDER D/H KIT, LIFT, RH	1
6501-02	CYLINDER ASSY, LIFT, LH	1
6501-02K	CYLINDER D/H KIT, LIFT, LH	1
6501-11	VALVE ASSY, SAFETY DOWN	1
6501-20	CYLINDER SUB-ASSY, LIFT, RH	1
6501-21	CYLINDER SUB-ASSY, LIFT, LH	1
6501-22	ROD SUB-ASSY, LIFT CYLINDER, RH	1
6501-23	ROD SUB-ASSY, LIFT CYLINDER, LH	1
6501-30	GUIDE SUB-ASSY, LIFT CYLINDER ROD, RH	1
6501-31	GUIDE SUB-ASSY, LIFT CYLINDER ROD, LH	1
6501-42	SLEEVE, LIFT CYLINDER ROD GUIDE	2
6501-AA	RING, WEAR	2
6501-AB	PACKING, U	2
6501-AC	RING, BACK UP	2
6501-AE	PACKING, U	2
6501-AF	RING, O	2
6501-AG	SEAL, DUST	2
6501-AH	RING, O	1
6501-AI	SHIM	99
6501-AK	BRACKET SUB-ASSY, LIFT CYLINDER	2
6501-AL	BUSHING	4
6501-AM	SPACER	2
6501-AN	SHIM	99

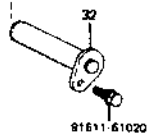
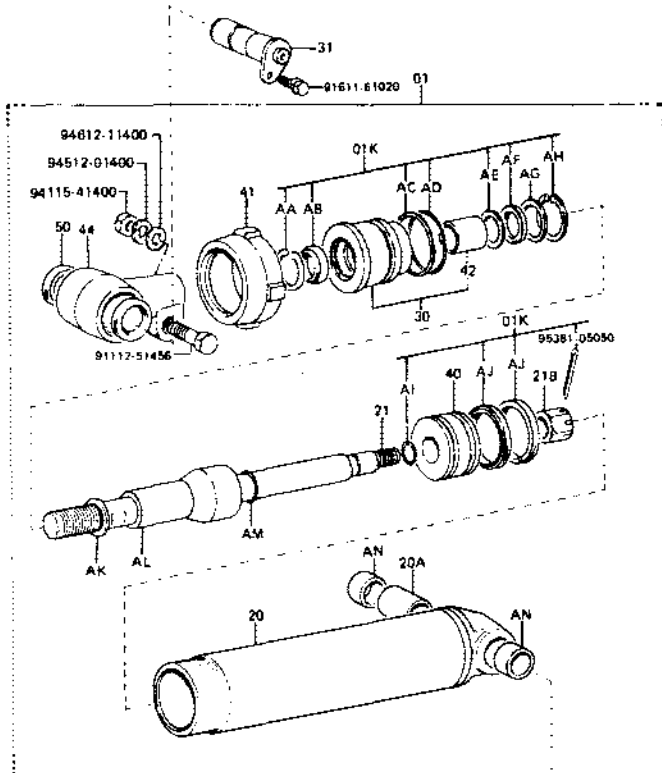
FIG. 6511
TILT CYLINDER

6511

V

85/01

V

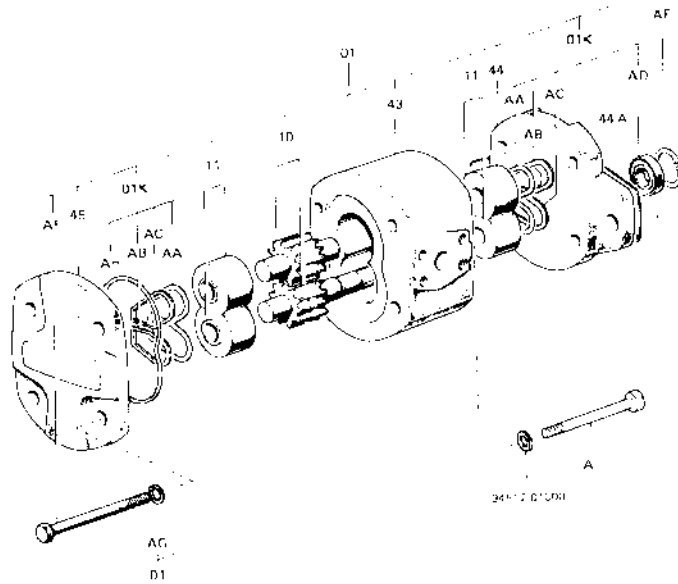


91611-61020

8511 003A

PART NAME CODE	PART NAME	QTY
6511-01	CYLINDER ASSY, TILT	2
6511-01K	CYLINDER O/H KIT, TILT	2
6511-20	CYLINDER SUB-ASSY, TILT	2
6511-20A	BUSH, PIN (FOR CYLINDER)	2
6511-21	ROD SUB-ASSY, TILT CYLINDER PISTON	2
6511-21B	NUT, CASTLE	2
6511-30	GUIDE SUB-ASSY, TILT CYLINDER ROD	2
6511-31	PIN SUB-ASSY, TILT CYLINDER, FR	2
6511-32	PIN SUB-ASSY, TILT CYLINDER, RR	2
6511-40	PISTON, TILT CYLINDER	2
6511-41	COVER, TILT CYLINDER	2
6511-42	SLEEVE, TILT CYLINDER ROD GUIDE	2
6511-44	JOINT, PISTON ROD	2
6511-50	SEAL, GREASE	4
6511-AA	RING, HOLE SNAP	2
6511-AB	SEAL, DUST	2
6511-AC	RING, BACK UP	2
6511-AD	RING, O	2
6511-AE	RING, BACK UP	2
6511-AF	PACKING, U	2
6511-AG	PLATE, STOPPER	2
6511-AH	RING, HOLE SNAP	2
6511-AI	RING, O	2
6511-AJ	PACKING, U	4
6511-AK	SHIM, TILT CONTROL	99
6511-AL	SPACER, TILT CONTROL	2
6511-AM	RING, O	2
6511-AN	COLLAR	4

V



6701-005A

PART NAME	PART NAME	QTY
CODE		
6701-01	PUMP ASSY, OIL	1
6701-01K	PUMP O/H KIT, OIL	1
6701-10	GEAR SET	1
6701-11	BUSH SFT, NO.1	2
6701-43	BODY	1
6701-44	FLANGE, MOUNTING	1
6701-44A	PACKING, OIL PUMP	1
6701-45	COVER	2
6701-AA	SEAL, BUSHING	2
6701-AB	RING, BACKING, RH	2
6701-AC	RING, BACKING, LH	2
6701-AD	SEAL, OIL	1
6701-AE	RING, SNAP	1
6701-AF	BOLT	4
6701-AG	WASHER, SPRING	4
6701-AH	SEAL, BODY	2
6701-AI	BOLT	2

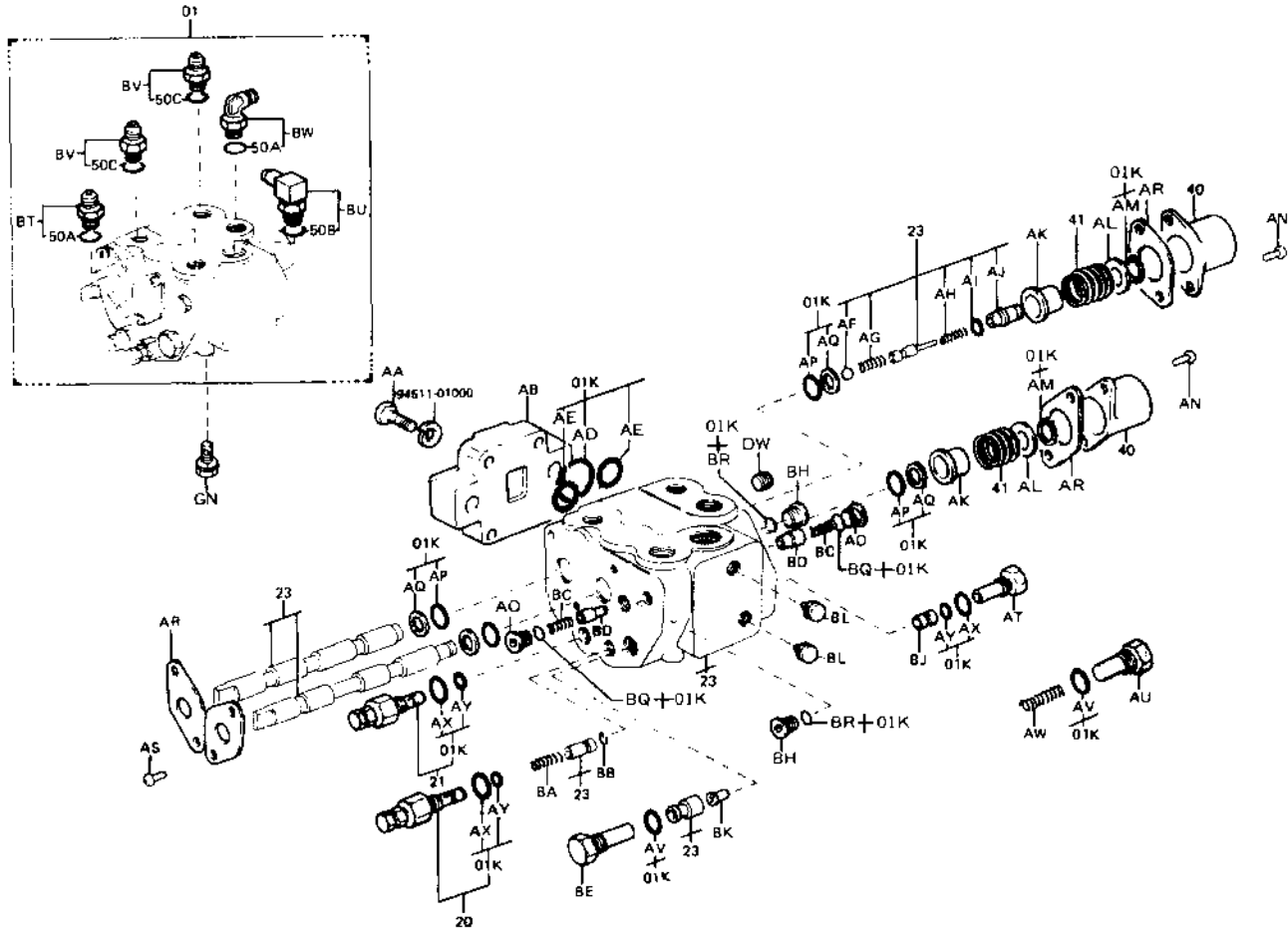


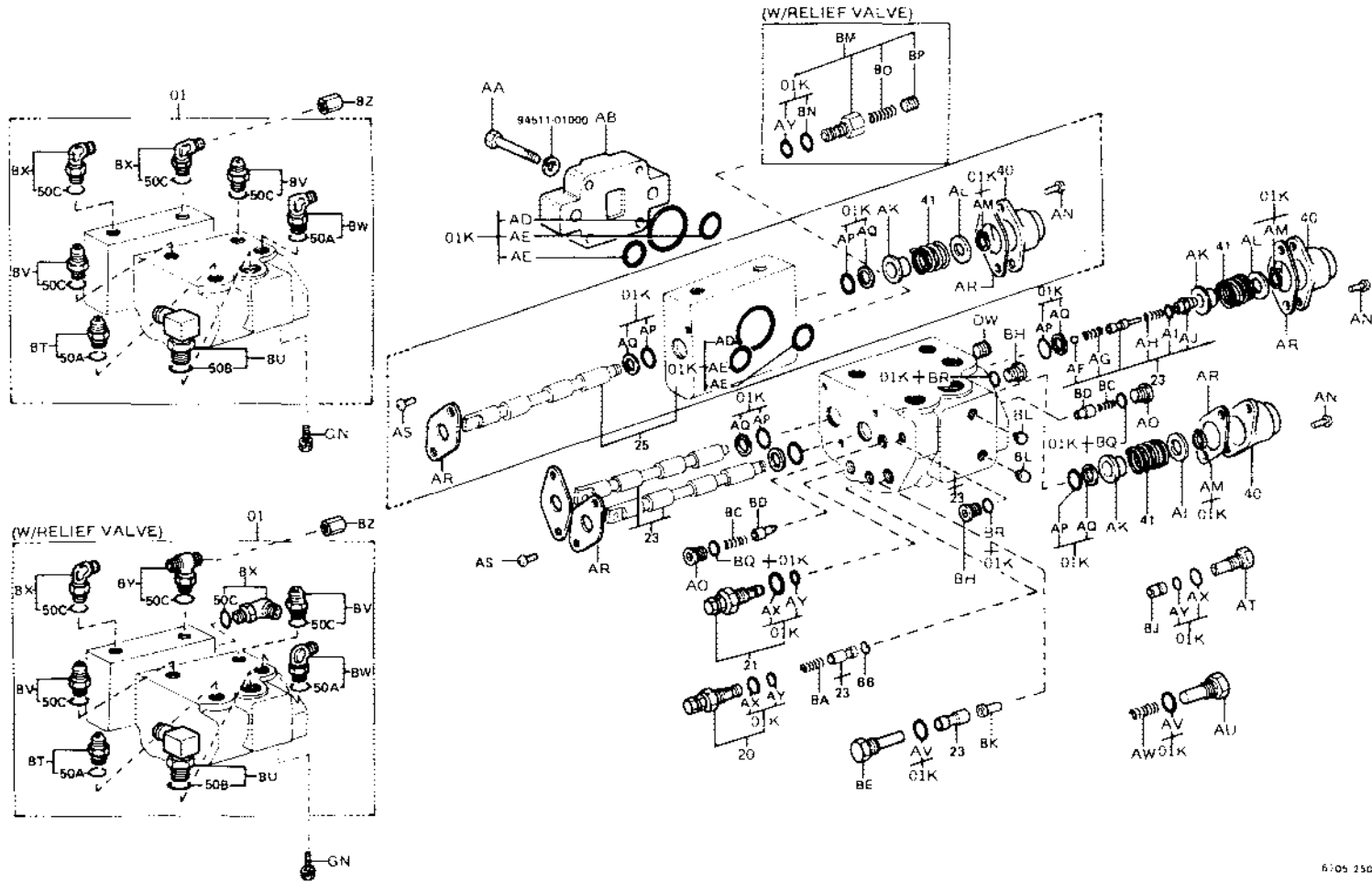
FIG. 6705
OIL CONTROL VALVE

6705

V

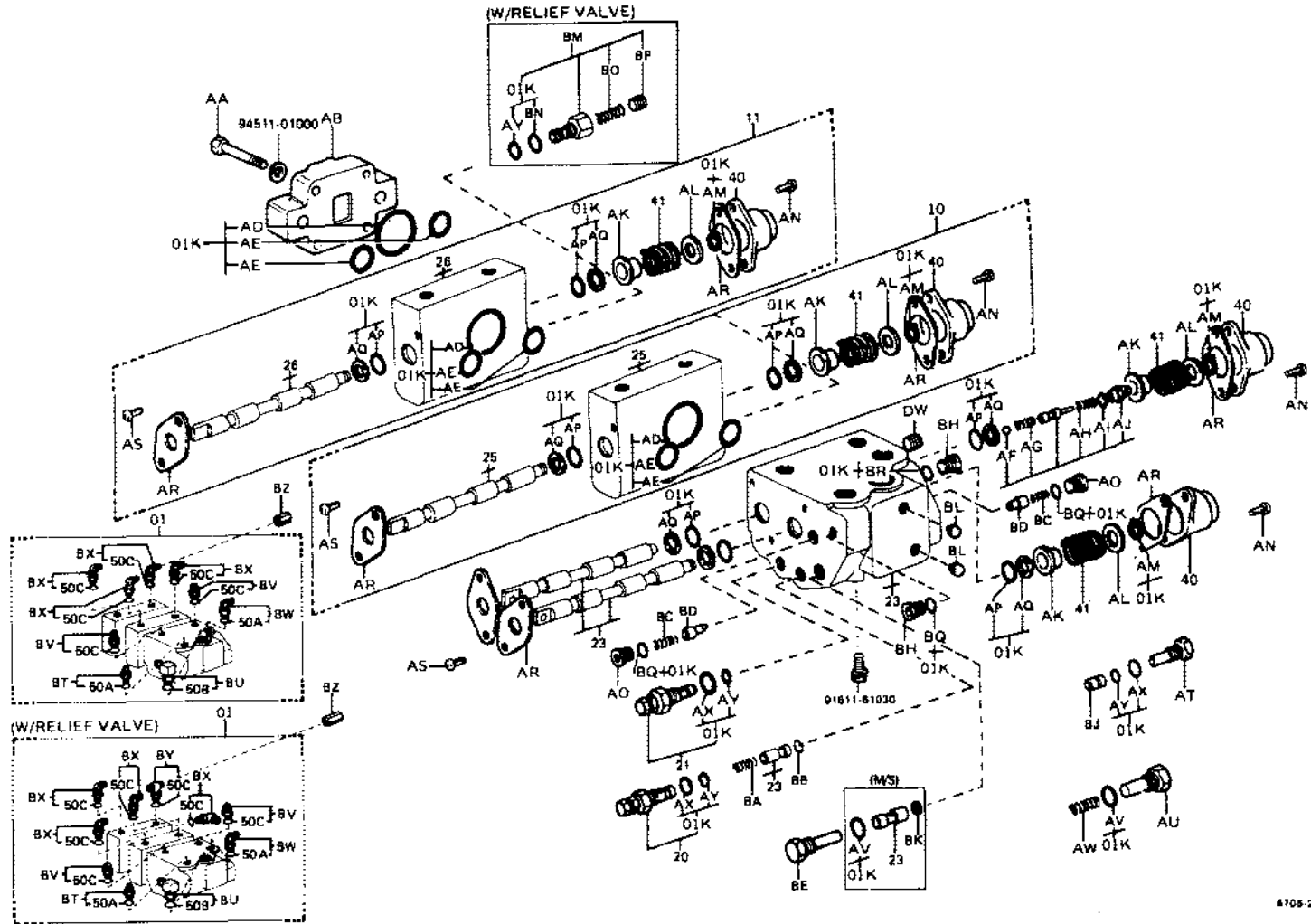
85/01

V 13-WAY 1



6705 250

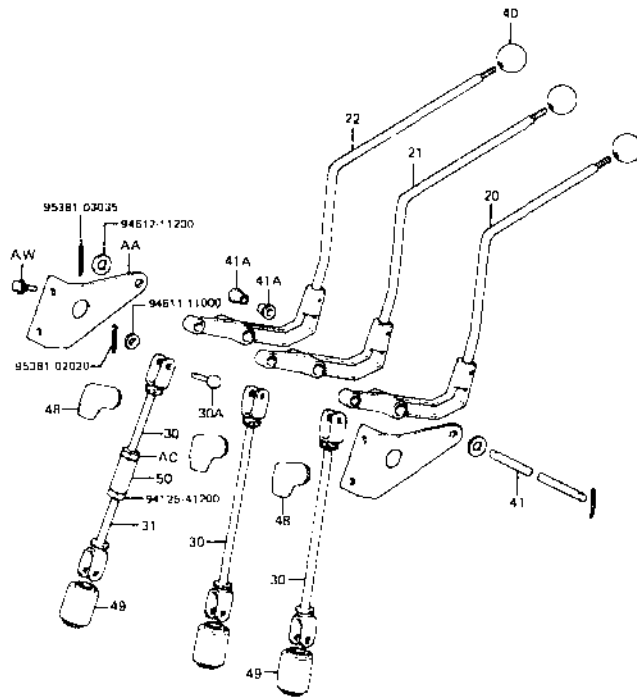
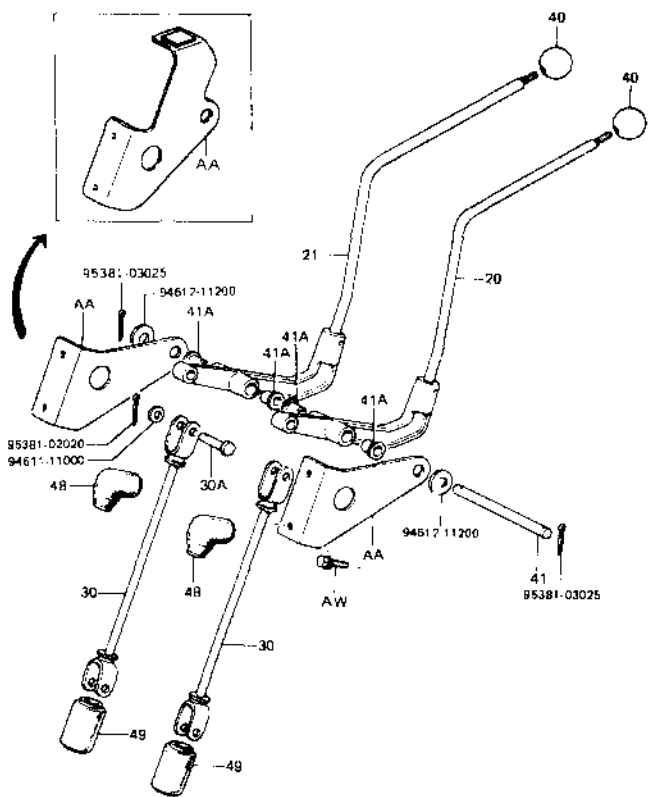
V (4-WAY)



PART NAME	PART NAME	QTY
CODE		
6705-01	VALVE ASSY, OIL CONTROL	1
6705-01K	VALVE O/H KIT, OIL CONTROL	1
6705-10	VALVE ASSY, PLUNGER SECTION, NO.1	1
6705-11	VALVE ASSY, PLUNGER SECTION, NO.2	1
6705-20	VALVE SET, PILOT RELIEF, NO.1	1
6705-21	VALVE SET, PILOT RELIEF, NO.2	1
6705-23	HOUSING & SPOOL SET, NO.1	1
6705-25	HOUSING & SPOOL SET, ATTACHMENT, NO.1	1
6705-26	HOUSING & SPOOL SET, ATTACHMENT, NO.2	1
6705-40	COVER, SPRING	2
6705-41	SPRING, COMPRESSION (FOR SPOOL RETURN)	2
6705-50A	RING, O, NO.1 (FOR VALVE FITTING)	2
6705-50B	RING, O, NO.2 (FOR VALVE FITTING)	1
6705-50C	RING, O, NO.3 (FOR VALVE FITTING)	2
6705-AA	BDLT	4
6705-AB	HOUSING, INLET, NO.2	1
6705-AD	RING, O	1
6705-AE	RING, O	2
6705-AF	BALL, STEEL	1
6705-AG	SPRING	1
6705-AH	SPRING, COMPRESSION	1
6705-AI	RING, O	1
6705-AJ	STOPPER	1
6705-AK	HOLDER, SPRING	2
6705-AL	WASHER, PLATE	2
6705-AM	RING, SHAFT SNAP	2
6705-AN	SCREW	4
6705-AD	PLUG	2
6705-AP	RING, O	4
6705-AQ	RING, BACK UP	4
6705-AR	HOLDER, SEAL	4
6705-AS	SCREW	4
6705-AT	STOPPER	1
6705-AU	STOPPER	1
6705-AV	RING, O	2
6705-AW	SPRING, COMPRESSION	1
6705-AX	RING, O	3
6705-AY	RING, O	3
6705-BA	SPRING, COMPRESSION	1
6705-BB	WIRE, DRIFICE TURNING	1
6705-BC	SPRING, COMPRESSION	2
6705-BD	PLUNGER, CHECK	2
6705-BE	STOPPER	1
6705-BH	PLUG	1
6705-BJ	SEAT, VALVE	1
6705-BK	VALVE, CHECK	1
6705-BL	SEAT, INSERT	2
6705-BM	VALVE SUB-ASSY, RELIEF	1
6705-BN	RING, O	1
6705-BO	SPRING	1
6705-BP	STOPPER	1
6705-BQ	RING, O	2
6705-BR	RING, O	2
6705-BT	FITTING	1
6705-BU	FITTING	1
6705-BV	FITTING	2
6705-BW	FITTING	1
6705-BX	FITTING	2
6705-BY	FITTING	1
6705-BZ	PLUG	3
6705-DW	PLUG	1
6705-GN	BDLT, W/WASHER	4

V

V (3-WAY)



8709-004A

8709-001B

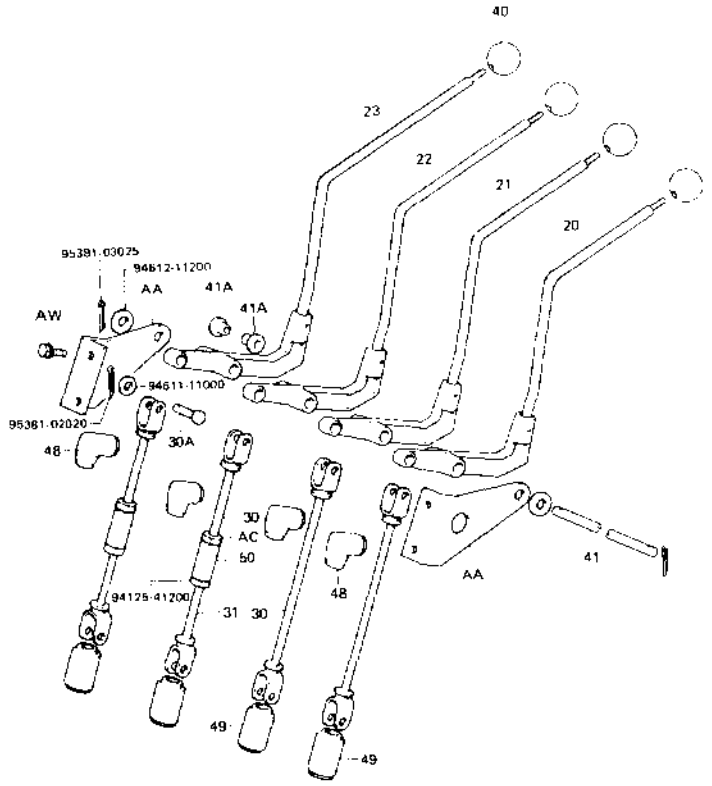
FIG. 6709
OIL CONTROL VALVE LINK

6709

V

85/01

V (4-WAY)



6709 003A

PART NAME	PART NAME	QTY
CODE		
6709-20	LEVER SUB-ASSY, CONTROL VALVE, NO.1	1
6709-21	LEVER SUB-ASSY, CONTROL VALVE, NO.2	1
6709-22	LEVER SUB-ASSY, CONTROL VALVE, NO.3	1
6709-23	LEVER SUB-ASSY, CONTROL VALVE, NO.4	1
6709-30	ROD SUB-ASSY, CONTROL VALVE LEVER, NO.1	1
6709-30A	PIN (FOR CONTROL VALVE LEVER ROD)	4
6709-31	ROD SUB-ASSY, CONTROL VALVE LEVER, NO.2	1
6709-40	KNOB, OIL CONTROL VALVE LEVER	2
6709-41	PIN, OIL CONTROL VALVE LEVER	1
6709-41A	BUSH (FOR LEVER PIN)	4
6709-48	BOOT, CONTROL VALVE LINK, NO.1	2
6709-49	BOOT, CONTROL VALVE LINK, NO.2	2
6709-50	TURNBUCKLE	1
6709-AA	BRACKET SUB-ASSY	1
6709-AC	NUT	1
6709-AW	BOLT	4

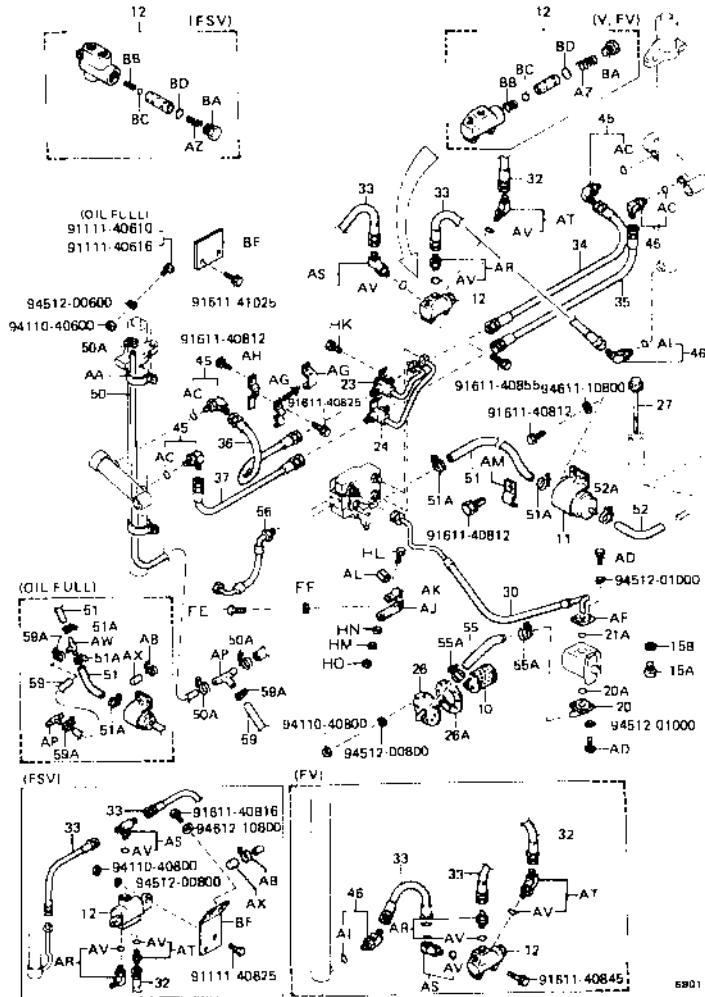
FIG-6801
BODY PIPING

6801

V

85/01

V



PART NAME CODE	PART NAME	QTY
6801-10	FILTER ASSY, SUCTION	1
6801-11	FILTER ASSY, RETURN	1
6801-12	VALVE ASSY, FLOW REGULATOR	1
6801-15A	PLUG (FOR OIL TANK DRAIN)	1
6801-15B	GASKET (FOR OIL TANK DRAIN PLUG)	1
6801-20	PIPE SUB-ASSY (PUMP INLET)	1
6801-20A	RING, O (FOR OIL PUMP INLET)	1
6801-21A	RING, O (FOR OIL PUMP OUTLET)	1
6801-23	PIPE SUB-ASSY (TILT CYLINDER FRONT)	1
6801-24	PIPE SUB-ASSY (TILT CYLINDER REAR)	1
6801-26	OUTLET SUB-ASSY, OIL TANK	1
6801-26A	PACKING, OIL TANK COVER	1
6801-27	CAP SUB-ASSY, OIL TANK	1
6801-30	HOSE, HIGH PRESSURE, NO.1 (PUMP TO VALVE)	1
6801-32	HOSE, HIGH PRESSURE, NO.1 (VALVE TO LIFT)	1
6801-33	HOSE, HIGH PRESSURE, NO.2 (VALVE TO LIFT)	1
6801-34	HOSE, HIGH PRESSURE, NO.1 (TILT FRONT)	1
6801-35	HOSE, HIGH PRESSURE, NO.1 (TILT REAR)	1
6801-36	HOSE, HIGH PRESSURE, NO.2 (TILT FRONT)	1
6801-37	HOSE, HIGH PRESSURE, NO.2 (TILT REAR)	1
6801-45	FITTING (FOR TILT CYLINDER)	4
6801-46	FITTING (FOR LIFT CYLINDER)	2
6801-50	HOSE, LOW PRESSURE, NO.1 (LIFT TO TANK)	2
6801-50A	CLAMP (FOR LIFT TO TANK NO.1 HOSE)	6-7
6801-51	HOSE, LOW PRESSURE, NO.1 (VALVE TO TANK)	1
6801-51A	CLAMP (FOR VALVE TO TANK NO.1 HOSE)	2
6801-52	HOSE, LOW PRESSURE, NO.2 (VALVE TO TANK)	1
6801-52A	CLAMP (FOR VALVE TO TANK NO.2 HOSE)	2
6801-55	HOSE, LOW PRESSURE (TANK TO PUMP)	1
6801-55A	CLAMP (FOR TANK TO PUMP HOSE)	2
6801-56	HOSE, LOW PRESSURE (STEERING TO VALVE)	1
6801-59	HOSE, LOW PRESSURE, NO.2 (LIFT TO TANK)	1
6801-59A	CLAMP (FOR LIFT TO TANK NO.2 HOSE)	2
6801-AA	BAND, LIFT CYLINDER OVERFLOW HOSE	4
6801-AB	CLAMP	2
6801-AC	RING, O	4
6801-AD	BOLT	8
6801-AF	FLANGE, SPLIT	1
6801-AG	CLAMP	1
6801-AH	BRACKET SUB-ASSY, TILT HOSE	1
6801-AI	RING, O	2
6801-AJ	BRACKET, HIGH PRESSURE HOSE	1
6801-AK	CLAMP	1
6801-AL	COVER	1
6801-AM	CLAMP, HOSE	1
6801-AP	PIPE	1
6801-AR	FITTING	1
6801-AS	FITTING	1
6801-AT	FITTING	1
6801-AV	RING, O	3
6801-AW	ELBOW SUB-ASSY, 3-WAY	1
6801-AX	CAP, OIL TANK OVERFLOW PIPE	1
6801-AZ	SPRING, COMPRESSION	1
6801-BA	PLUG	1
6801-BB	SPRING, COMPRESSION	1
6801-BC	BALL, STEEL	1
6801-BD	RING, O	1
6801-BE	PROTECTOR	1
6801-FE	BOLT	1
6801-FF	WASHER	1
6801-HK	BOLT	1
6801-HL	BOLT	1
6801-HM	WASHER	1
6801-HN	WASHER	1

6801 004C

FIG. 6801
BODY PIPING

6801

V

85/01

PART NAME	PART NAME	QTY
CODE		
6801-HD	NUT	1